



# ILLUSTRATED PARTS BREAKDOWN

# DEClaser

## 2100/2200

## HOW TO USE THE IPB

## GENERAL

This IPB is compiled following the organization and nomenclature of the engineering drawing structure.

### MAJOR ASSEMBLY LOCATOR (When Applicable)

The Major Assembly Locator (first illustration) is an index that provides a description and a figure reference for all illustrations used in this manual.

### INDENTED PARTS LIST

This manual identifies each assembly being broken down (figure reference callout), and all parts of that assembly. Further breakdown of an assembly is shown by an asterisk (\*) preceding the item callouts in the Description Column. The number of asterisks preceding an item is used to denote the subordination of that item with respect to the Major Assembly. A single asterisk preceding an item description indicates that the item is part of the major assembly being illustrated. Items that are subordinate to single asterisks items, are denoted by two asterisks (\*\*) and immediately follow the related single asterisk item. This system of part identification provides a means for the user to identify the next higher assembly item and make alternate selections for parts when the required replacement part of assembly is not immediately available.

For screws, nuts, washers, retaining rings, pins, and spacers, callout numbers that consist of one letter plus two digits are shown on the exploded diagrams. To identify these parts, locate the callout numbers in the "List of Standard Fasteners" section in the back of the manual.

COLUMN CALLOUT DESCRIPTION

Figure and Item - Indicates the figure number and item number of each part.

**Description** - Lists the name of the part and pertinent specifications (when required). Asterisks preceding the description denote the subordination of the part to the next higher assembly.

DEC Part No. - Lists the Digital part ordering number. A blank in this column indicates a Digital part number was not assigned at the time of publication.

**ECO Cut-In** – The notation at the top of this column indicates the ECO level of the system (option), at which the IPB was initially prepared. Subsequent ECO level designations, that modify existing parts or add new parts to the device, are inserted in the ECO Cut-In column next to the part that is added or modified.

**Used On Code** - Letters in this column correspond to the variation codes assigned in Figure 1. Parts with an Alpha notation(s) are used only in those option variations. A blank indicates that the part is used on all option variations.

**Ref Fig No. -** A cross reference between illustrations. For each Major Assembly, the number in this column denotes the figure of the next higher assembly. For all subassemblies, the number in this column denotes the figure showing additional detailed breakdown.

**PART NUMBER/PART DESCRIPTION INDEX SECTION**  
Parts are indexed both numerically and alphabetically by description, referenced to a location within the IPB, by figure number and item number.

**LIST OF STANDARD FASTENERS SECTION** - This list incorporates screws, nuts, washers and shim washers, retaining rings, pins, and spacers that are used. These parts have different callout numbers from the usual callout numbers in each illustration and these parts are not listed in the part number list corresponding to the illustration.

REVISION HISTORY				OTHER IPB MANUALS REFERENCED
PRINTING	ECO LEVEL		DATE	
1st Printing	LN05 LN06	00000-00000 00000-00000		26-JUN-90 N/A

Digital Equipment Corporation reserves the right, without notice, to make substitutions and modifications in the specifications of products documented in this manual and further reserves the right to withdraw any of these products from the market without notice.

Digital Equipment Corporation is not responsible for errors which may appear in the technical description (including illustrations and photographs) of the products covered by this manual.

None of the descriptions contained in this manual imply the granting of any license whatsoever to make, use or sell equipment constructed in accordance therewith.

Restricted Rights: Use, duplication or disclosure by the U.S. Government is subject to restrictions as set forth in subparagraph (c) (1) (ii) of the Rights in Technical Data and Computer Software clause at DFARS 252.227-2713.

Copyright © 1990 by Digital Equipment Corporation. All rights reserved.

The postage-paid READER'S COMMENTS form on the last page of this document requests your critical evaluation to assist us in preparing future documentation.

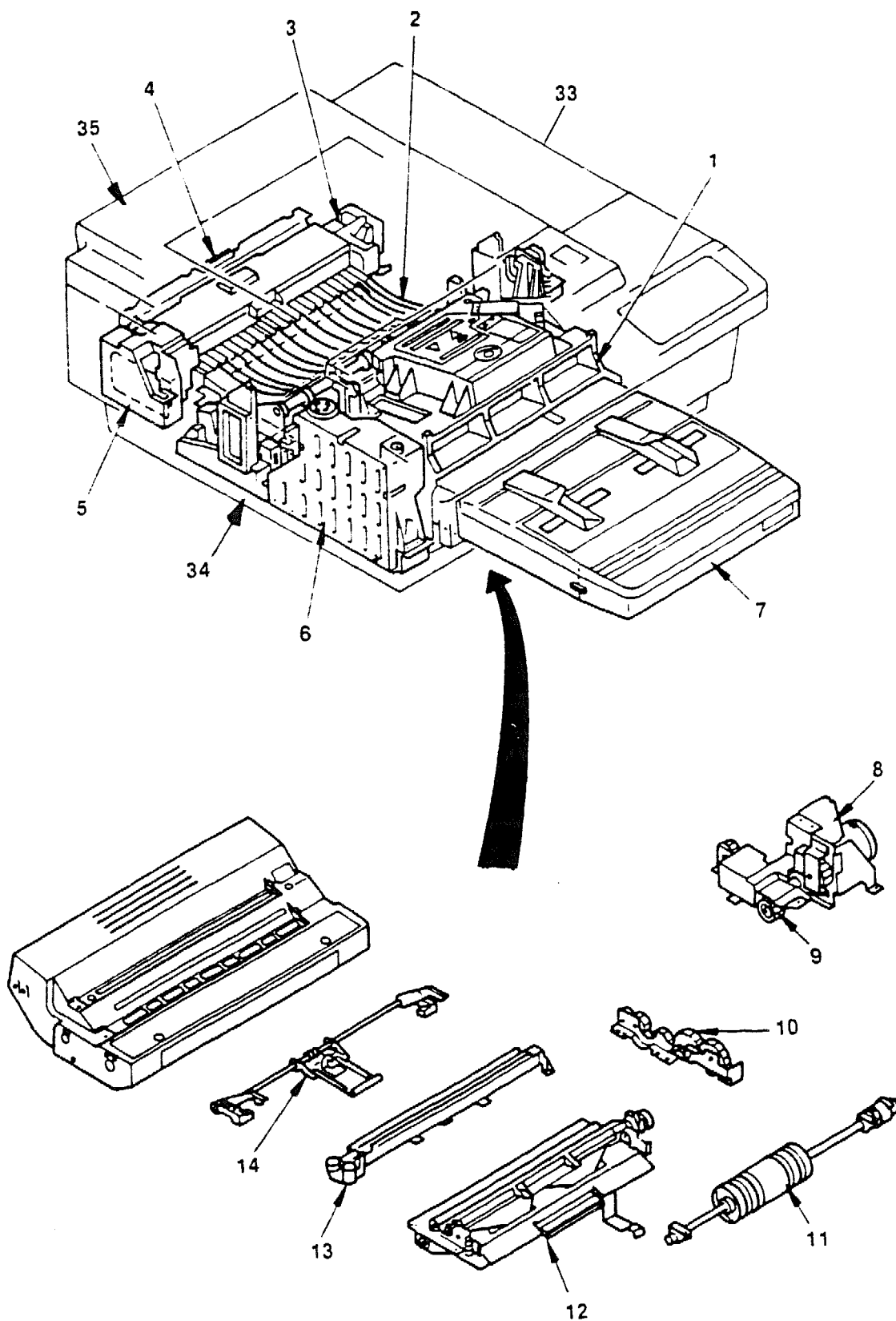
The following are trademarks of Digital Equipment Corporation :

---

The logo consists of the word "digital" in a lowercase, sans-serif font, enclosed within a dark rectangular box. A small "TM" trademark symbol is positioned to the upper right of the box.

DEC  
DEClaser 2100  
DEClaser 2200  
DECUS  
PDP  
UNIBUS  
VAX

# **DEClaser 2100**

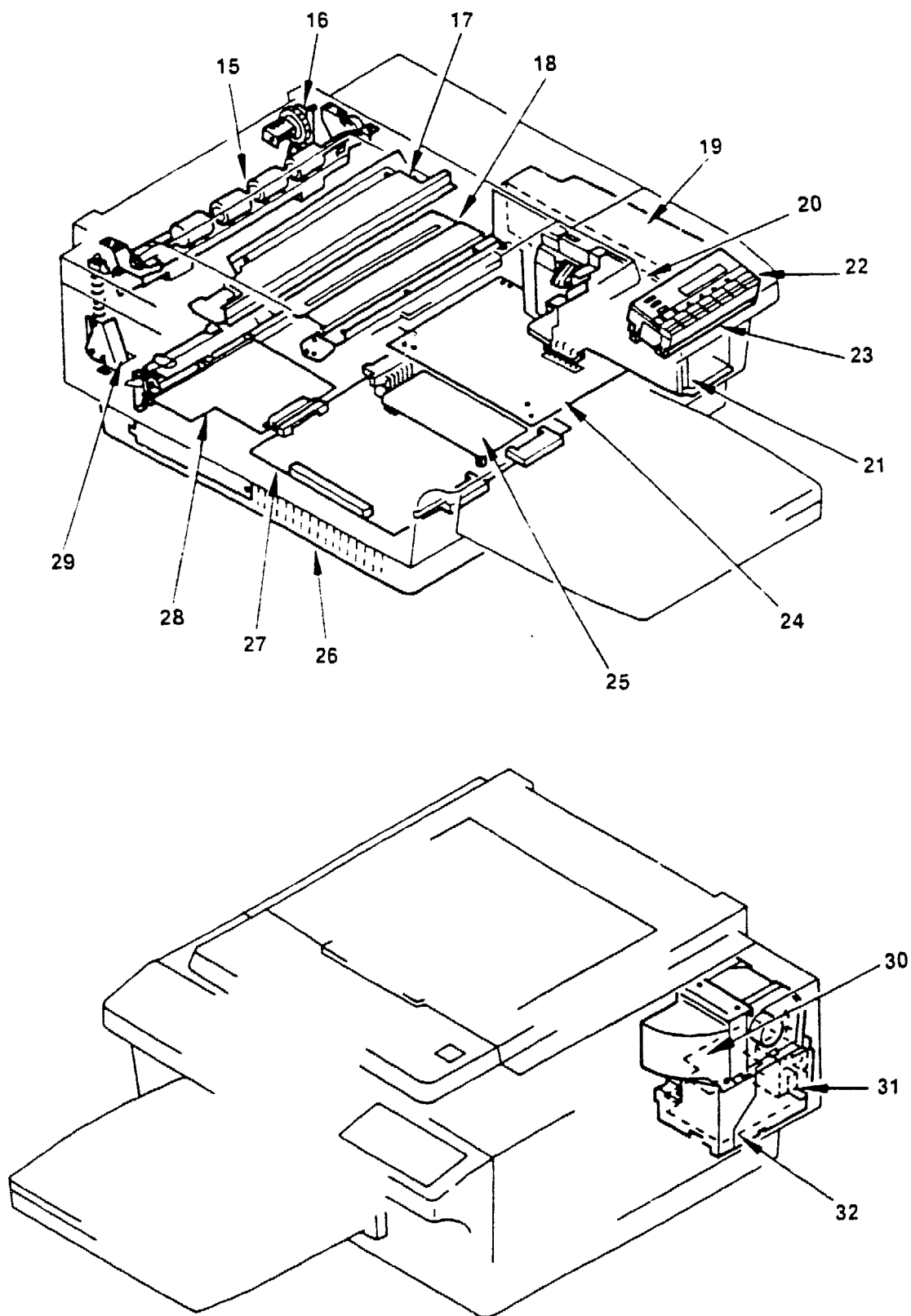


D2122-01-BD

Figure 1. Assembly Locations, DEClaser 2100 (Sheet 1 of 2)

PARTS LIST





D2122-01A-BD

**Figure 1. Assembly Locations, DEClaser 2100 (Sheet 2 of 2)**

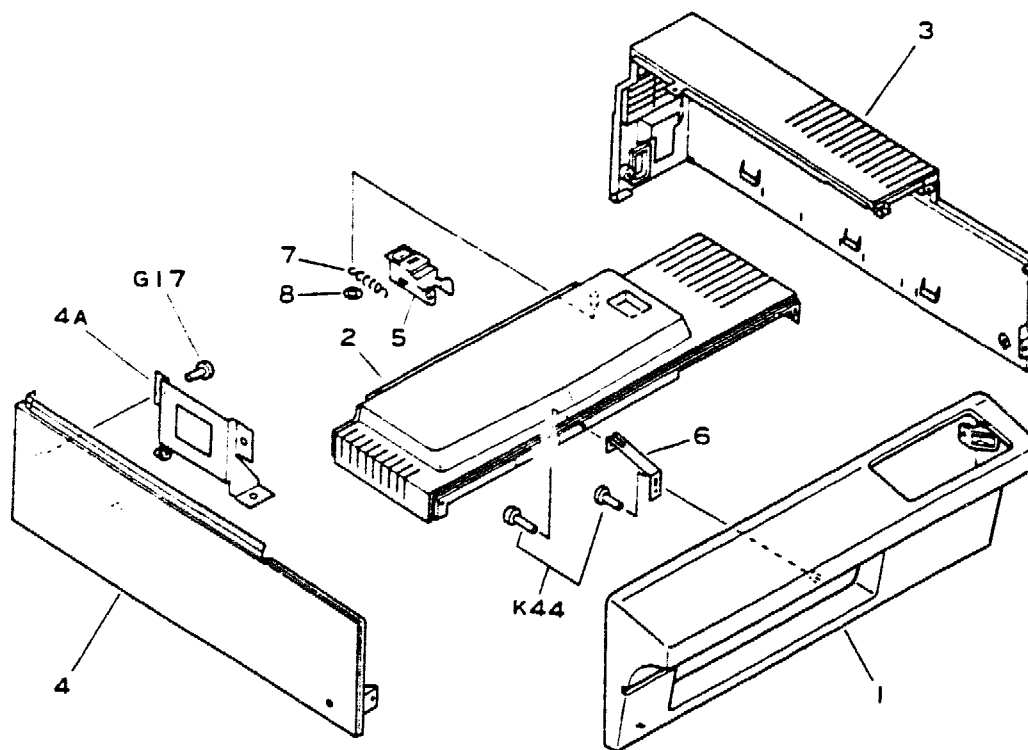


FIG. & ITEM NO.	DESCRIPTION	VENDOR PART NO.	DEC PART NO.	USED ON CODE	REF FIG NO.
1-	DEClaser 2100 PRINTER ASSEMBLY (30-32836-02, 100/115V 50/60Hz)		LN05-A2	A	
	DEClaser 2100 PRINTER ASSEMBLY (30-32836-03, 220/240V 50 Hz)		LN05-A3	B	
1	*BLOCK ASSEMBLY, MAIN BODY	N/A			14
2	*FEEDER ASSEMBLY	RG1-0938-020			16
3	*FIXING ASSEMBLY (100/115V)		29-28288-01		24
	*FIXING ASSEMBLY (220/240V)		29-28288-02		24
4	*DELIVERY ASSEMBLY, FIXING	RG1-0941-000			18
5	*MODULE ASSEMBLY, FIXING UNIT	RG1-0719-060			29
6	*Transformer Assembly, High-Voltage		29-28273-01		
7	*CASSETTE (A4/LGL/LTR/EXEC)	N/A			12
	*CASSETTE (X1)	N/A			13
8	*MOTOR ASSEMBLY, MAIN		29-28280-01		9
9	**DRIVE ASSEMBLY, MAIN		29-28279-01		10
10	*DRIVE ASSEMBLY, PICK-UP ROLLER		29-28278-01		11
11	*ROLLER ASSEMBLY, PAPER PICK-UP		29-28287-01		15
12	*GUIDE ASSEMBLY, TRANSFER		29-28286-01		17
13	*CORONA ASSEMBLY, TRANSFER		29-28277-01		23
14	*PRESSURE ASSEMBLY, PAPER		29-28282-01		6
15	*DELIVERY ASSEMBLY, PAPER		29-28299-01		20
16	*COUPLER ASSEMBLY, DELIVERY	RG1-0967-040			19
17	*LAMP ASSEMBLY, PRE-COND EXP.		29-28276-01		22
18	*SHUTTER ASSEMBLY	RG1-0929-000			21
19	*ELECTRICAL COMPONENTS ASSEMBLY (100/115V)		29-28284-01		25
	*ELECTRICAL COMPONENTS ASSEMBLY (220/240V)		29-28284-02		25
20	**MODULE ASSEMBLY, SOLENOID/SENSOR		29-28301-01		25
21	**MODULE ASSEMBLY, DC POWER SUPPLY	RG1-1394-020		A	25
	**MODULE ASSEMBLY, DC POWER SUPPLY	RG1-1395-020		B	25
22	**PANEL ASSEMBLY, DISPLAY		29-28303-01		8
23	*MODULE ASSEMBLY, DISPLAY	RG1-4159-000			8
24	*MODULE ASSEMBLY, DC CONTROLLER		29-28285-01		26
25	*Module Assembly, ROM	SG5-4168-000			
26	*ENCLOSURE ASSEMBLY, BOTTOM	N/A			4
27	*MODULE ASSEMBLY, VIDEO CONTROLLER		29-28304-01		27
28	*MODULE ASSEMBLY, INTERFACE		29-28275-01		28
29	*HINGE ASSEMBLY (RIGHT)	RG1-1435-000			7
	*HINGE ASSEMBLY (LEFT)	RG1-1436-000			7
30	*Module Assembly, Fixing Heater	RG1-1438-030			
31	*POWER INLET ASSEMBLY	N/A			5
32	*Module Assembly, AC Driver (100/115V)	RG1-1892-000			
	*Module Assembly, AC Driver (220/240V)	RG1-1893-000			
33	*PANELS/EXTERNAL COVERS ETC.	N/A			2

FIG.& ITEM NO.	DESCRIPTION	VENDOR PART NO.	DEC PART NO.	USED ON CODE	REF FIG NO.
1-					
34	* ENCLOSURE ASSEMBLY, BOTTOM	N/A			4
35	* COVER ASSEMBLY, UPPER	N/A			3
	CABLES (Not Shown)				
	* CABLE ASSEMBLY, PANEL (DEClaser 2100)	SG5-4025-000			30
	* CABLE ASSEMBLY, LASER/SCANNER	RG1-0908-050			31
	MISCELLANEOUS KITS (Not Shown)				
	* KIT, POSTSCRIPT UPGRADE		LN05R-UA		
	** Cartridge, Postscript (30-33644-05)		LNXXR-PS		
	** Module, Expansion RAM 2MB (20-32801-01)		LNXX-UD		
	* Kit, Toner/Supplies (22-00580-01)		LNXX-AC		
	* KIT, SCREW (DEC)		29-28314-01		
	** Screw, Binding Hd Machine (E19)	XB1-2300-606			
	** Screw, Binding Hd Machine (E21)	XB1-2300-609			
	** Screw	XA9-0375-000			
	** Screw, Self Tap (G17)	XB4-7300-609			
	** Screw	XB9-0397-000			
	COUNTRY KITS (Not Shown)				
	* COUNTRY KIT, DENMARK		LN05X-KD	B	
	** Cord, Power		17-00310-08		
	* COUNTRY KIT, UK/IRELAND		LN05X-KE	B	
	** Cord, Power		17-00209-10		
	* COUNTRY KIT, ITALY (w/IT./FR./GR./DUTCH DOC)		LN05X-KI	B	
	** Cord, Power		17-00364-10		
	* COUNTRY KIT, ISRAEL		LN05X-KT	B	
	** Cord, Power		17-00457-10		
	* COUNTRY KIT, AUSTRALIA/NEW ZEALAND		LN05X-KZ	B	
	** Cord, Power		17-00198-09		
	* COUNTRY KIT, SWISS (w/IT./FR./GR./DUTCH DOC)		LN05X-MB	B	
	** Cord, Power		17-00210-07		
	* COUNTRY KIT, SWEDEN/FINLAND/ NORWAY/SPAIN/PORTUGAL		LN05X-MC	B	
	** Cord, Power		17-00199-14		
	* COUNTRY KIT, CENTRAL EUROPE (BELGIUM/France/HOLLAND/GERMANY/ AUSTRIA, w/IT./FR./GR./DUTCH DOC)		LN05X-MD	B	
	** Cord, Power		17-00199-14		
	** Cable Assembly, 06 Cond. Shielded		17-01364-01		



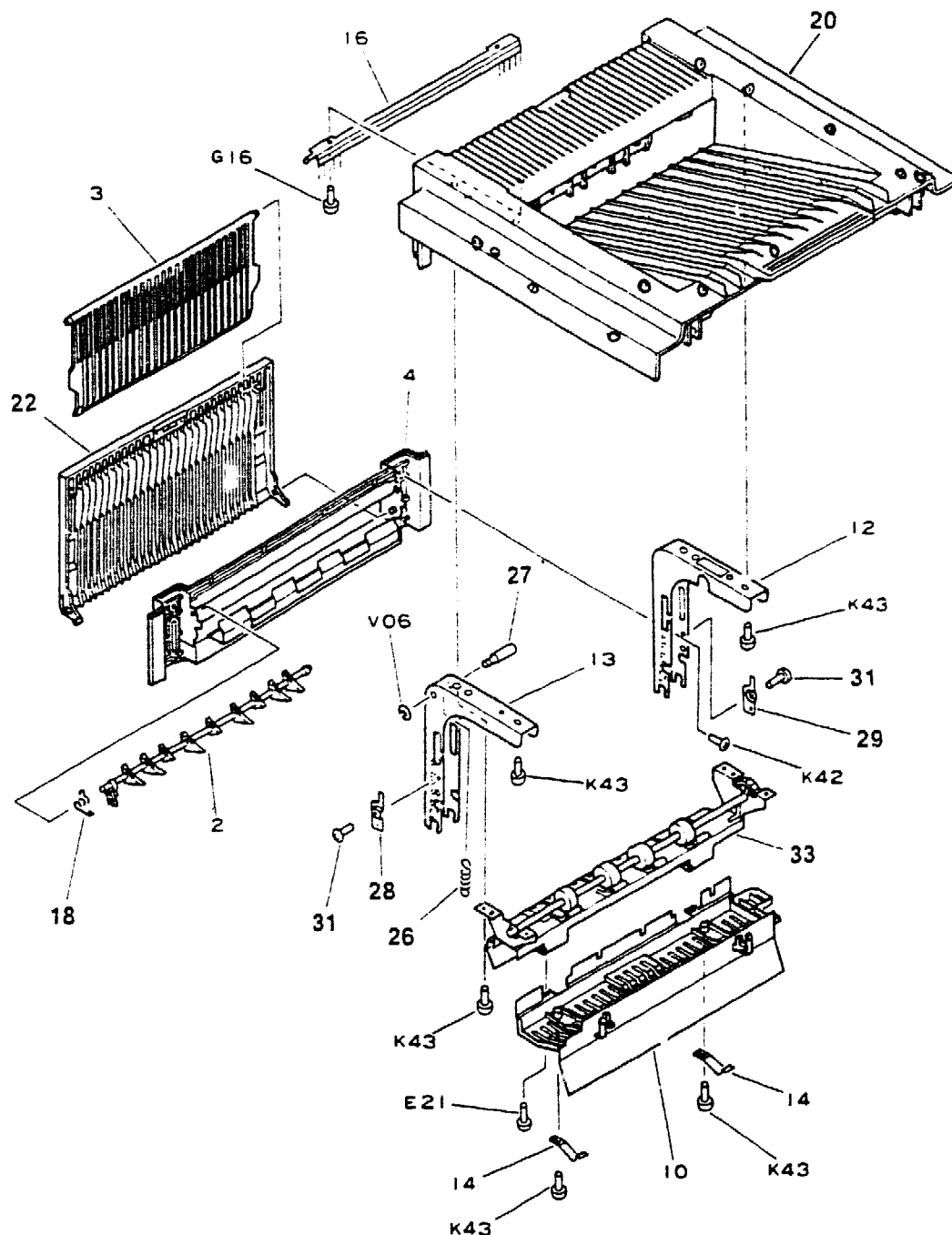
FIG.& ITEM NO.	DESCRIPTION	VENDOR PART NO.	DEC PART NO.	USED ON CODE	REF FIG NO.
2-	PANELS/EXTERNAL COVERS, ETC.	N/A			1
1	*Panel, Front Lower	RA1-9793-000			
2	*Panel, Front Upper	RF1-2708-000			
3	*Panel, Right	RF1-2709-000			
4	*PANEL, LEFT	RF9-0767-000			
4A	**Plate, Left Rear	RA1-4245-000			
5	*Button, Release	RA1-9795-000			
6	*Plate, Panel	RA1-8018-000			
7	*Spring, Tension	RS1-2149-000			
8	*Nut, Push	XA9-0135-000			



D2122-02-BD

Figure 2. Panels/External Covers, Etc.



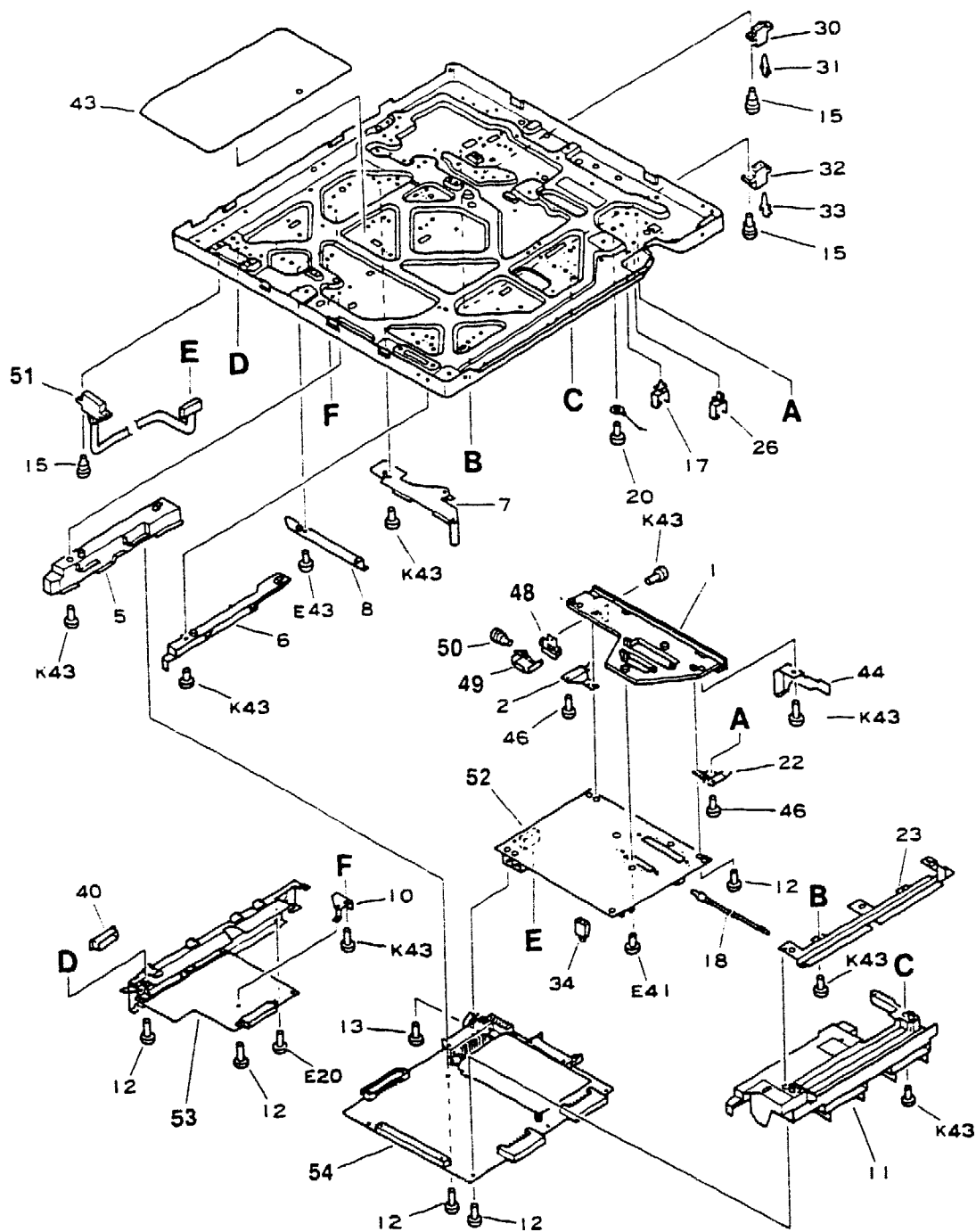


D2122-03A-BD

Figure 3. Cover Assembly, Upper (Sheet 2 of 2)

PARTS LIST

FIG. & ITEM NO.	DESCRIPTION	VENDOR PART NO.	DEC PART NO.	USED ON CODE	REF FIG NO.
3-	COVER ASSEMBLY, UPPER	N/A			1
1	*Magnet Holder Unit	RG9-0212-000			
2	*Deflector	RA1-4021-000			
3	*Tray, Auxiliary	RA1-9802-000			
4	*Cover, Rear Delivery	RA1-9800-000			
5	*Spring, Leaf	RA1-4025-000			
6	*Spring A, Grounding	RA1-4034-000			
7	*Spring B, Grounding	RA1-4035-000			
8	*Arm	RA1-4036-000			
9	*GUIDE, CARTRIDGE	RF1-0947-000			
9A	**Sheet, Mylar	RA1-4040-000			
9B	**Plate, Shield	RA1-4041-000			
10	*Cover, Heater	RA1-4038-020			
11	*Shaft, Lock	RA1-4042-000			
12	*Bar, "B"	RA1-4030-060			
13	*Bar, "A"	RA1-4033-060			
14	*Spring, Leaf	RA1-4045-020			
15	*Lever, Switch	RA1-4046-020			
16	*Eliminator, Static Charge	RA1-4047-020			
17	*Cover	RA1-4048-000			
18	*Spring, Torsion	RS1-2101-020			
19	*Spring, Right Mirror	RF1-0926-000			
20	*Panel, Upper	RF1-2710-000			
21	*Spring, Left Mirror	RF1-0929-000			
22	*Tray, Main	RF1-2711-000			
23	*Cover, Lower Delivery	RA1-9799-000			
24	*Cover	RA1-4079-000			
25	*Mirror Assembly	RG0-0052-040			
26	*Spring, Tension	RS1-2152-030			
27	*Shaft, Spring	RA1-5258-000			
28	*Plate, Lock Left	RA1-5256-020			
29	*Plate, Lock Right	RA1-5257-020			
30	*Screw, Stepped M3	XA9-0342-000			
31	*Screw, M3 x 6	XA9-0233-000			
32	LAMP ASSEMBLY, PRE-COND. EXP. (See Note)		29-28276-01		22
33	DELIVERY ASSEMBLY, PAPER (See Note)		29-28299-01		20
	NOTE: This item is shown for reference only, it is not part of this assembly.				

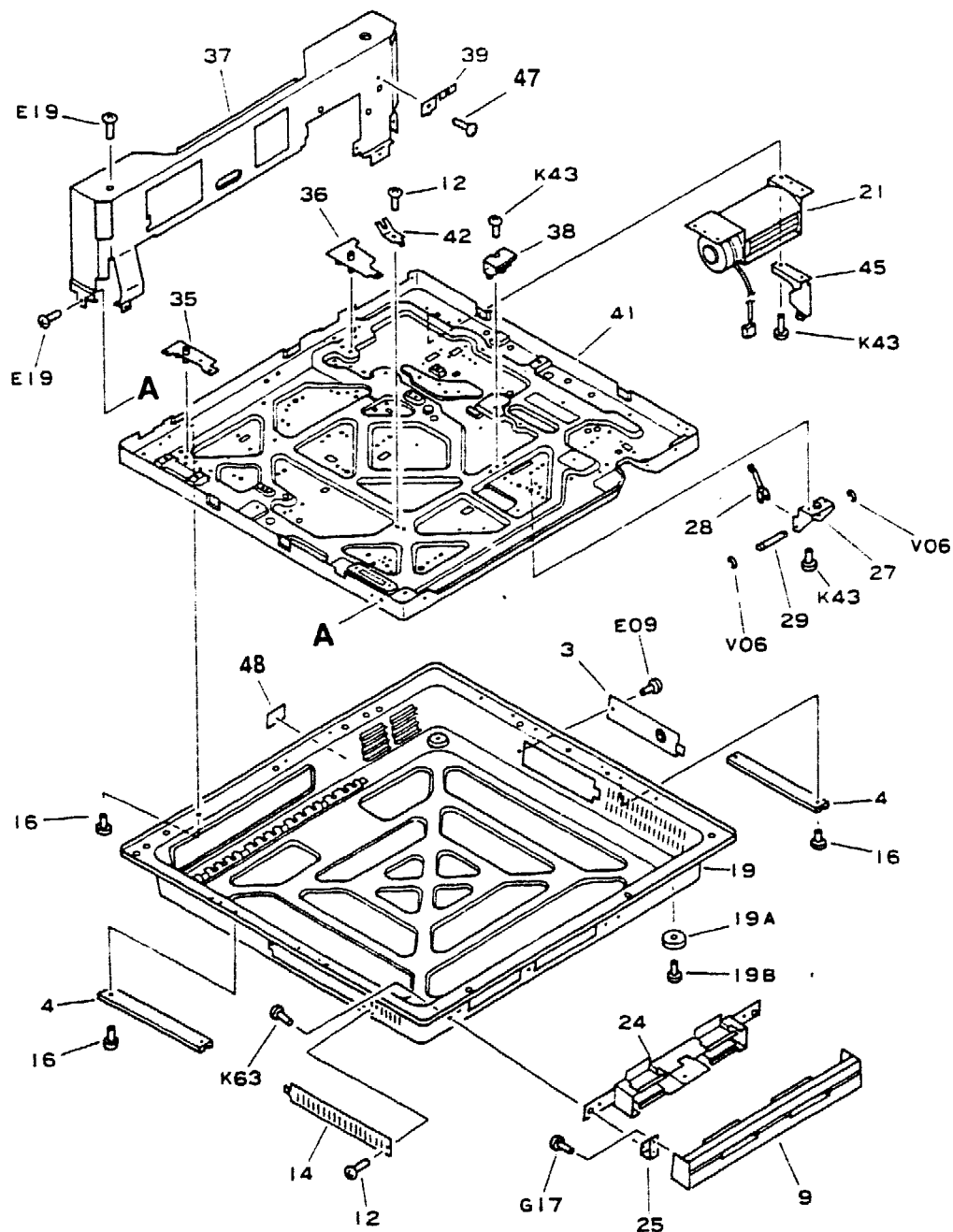


D2122-04-BD

**Figure 4. Enclosure Assembly, Bottom (Sheet 1 of 2)**

**PARTS LIST**





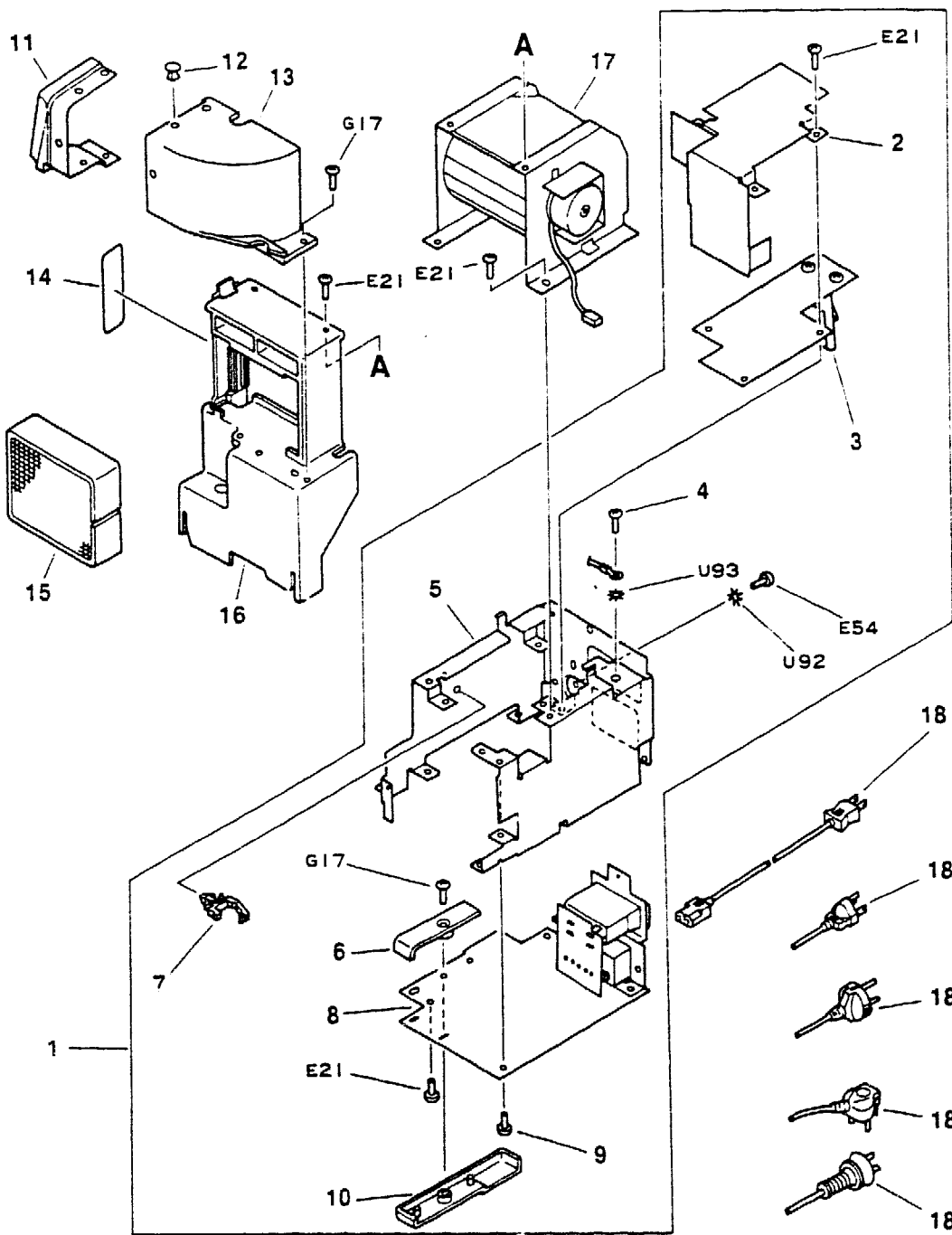
D2122-04A-BD

**Figure 4. Enclosure Assembly, Bottom (Sheet 2 of 2)**

FIG.& ITEM NO.	DESCRIPTION	VENDOR PART NO.	DEC PART NO.	USED ON CODE	REF FIG NO.
4-	ENCLOSURE ASSEMBLY, BOTTOM	N/A			1
1	*Plate, DC Controller Mounting	RA1-4114-000			
2	*Terminal	RA1-4115-050			
3	*Plate	RA1-8000-000			
4	*Knob, Terminal	RA1-8001-000			
5	*Guide, Center D-ROM Module	RA1-7997-000			
6	*Guide, Front D-RAM Module	RA1-7996-000			
7	*Guide, Right Expansion Module	RA1-4135-000			
8	*Guide, Left Expansion Module	RA1-7992-000			
9	*Panel	RA1-7992-000			
10	*Support-4, Module	RA1-6131-020			
11	*Guide, Upper Cartridge	RA1-7991-000			
12	*Screw, Binding	XA9-0258-000			
13	*Screw, w/Toothed Washer M3 x 8	XA9-0389-000			
14	*Plate	RA1-7995-000			
15	*Screw, Stepped M3	FA9-0621-000			
16	*Screw, TP M3	XA9-0454-000			
17	*Clip	WT2-0250-000			
18	*Fiber, Optical	RH2-5108-000			
19	*COVER, LOWER	RF1-2138-000			
19A	**Foot	RA1-4113-000			
19B	**Screw, Truss Hd w/Washer	FA9-1449-000			
20	*Screw, TP M3 x 6	XA9-0267-000			
21	*Fan, 24V DC		29-28271-01		
22	*Plate, Terminal	RA1-4146-050			
23	*Plate, Shield	RA1-4147-000			
24	*Plate, Shield	RA1-7993-000			
25	*Support, Panel	RA1-7994-000			
26	*Clip	WT2-0317-000			
27	*Mount, Paper Sensing	RA1-4146-000			
28	*Lever, Paper Sensing	RA1-4162-000			
29	*Shaft, Arm	RA1-4637-020			
30	*Connector, Female 3 Pin	VS3-0190-003			
31	*Contact	WS3-1204-000			
32	*Connector, Female 4 Pin	VS3-0190-004			
33	*Contact	WS3-1204-000			
34	*Connector	RH2-5051-000			
35	*Plate, Left Pin Fixing	RA1-4167-020			
36	*Plate, Right Pin Fixing	RA1-4168-020			
37	*Plate, Front Support	RA1-4170-020			
38	*Cover, Lever	RA1-4638-020			

FIG. & ITEM NO.	DESCRIPTION	VENDOR PART NO.	DEC PART NO.	USED ON CODE	REF FIG NO.
4-					
39	*Plate, Grounding	RA1-4638-020			
40	*Cap. Dust	WS9-0104-000			
41	*Plate, Bottom	RF1-2137-000			
42	*Spring, Leaf	RA1-4317-000			
43	*Cover, Insulation	RA1-5423-000			
44	*Stand	RA1-5489-000			
45	*Stand	RA1-5490-000			
46	*Screw, Truss Hd w/Washer	FA9-1449-000			
47	*Screw, TP M3 x 6	XA9-0397-000			
48	*Mount, Switch Lever	RA1-5403-030			
49	*Plate, Lever	RA1-5404-000			
50	*Screw, Stepped	FS1-9166-000			
51	*Cable, Fixing Assembly	RG1-0907-040			
52	MODULE ASSEMBLY, DC CONTROLLER (See Note)	RG1-0710-090			26
53	MODULE ASSEMBLY, INTERFACE (See Note)		29-28275-01		28
54	MODULE ASSEMBLY, VIDEO CONTROLLER (See Note)		29-28304-01		27
	NOTE: This item shown for reference only. It is not part of this assembly.				





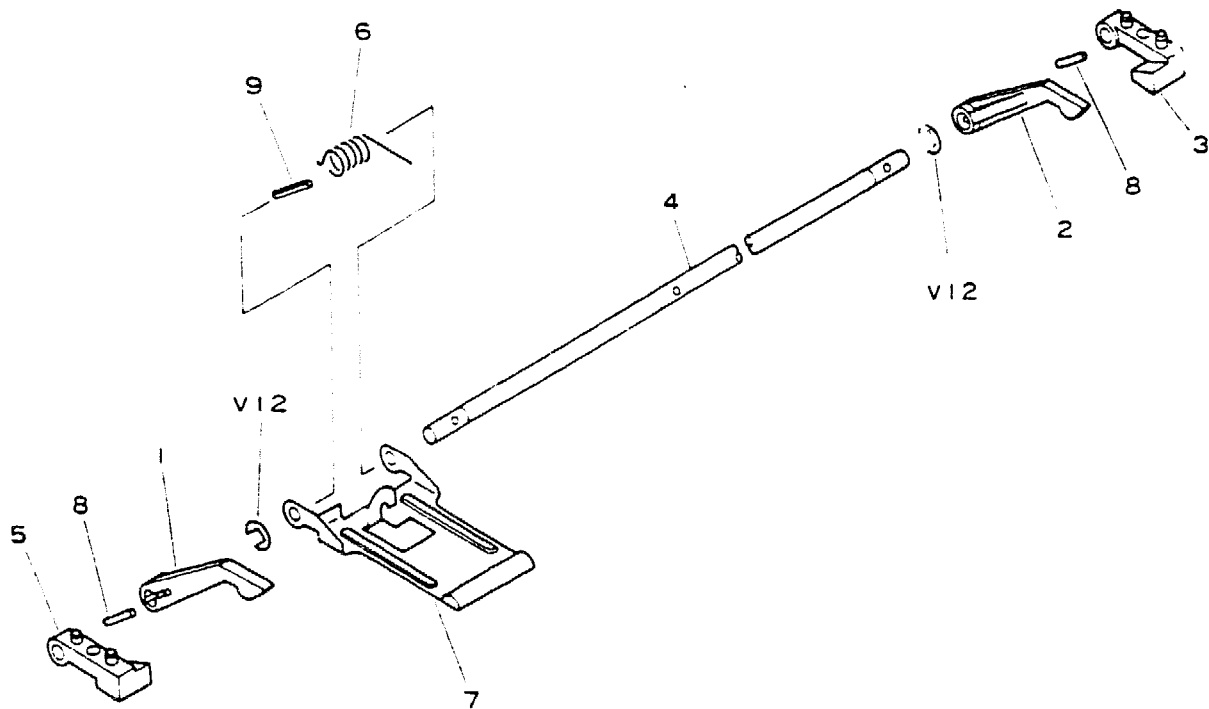
D2122-05-BD

Figure 5. Power Inlet Assembly

PARTS LIST

FIG. & ITEM NO.	DESCRIPTION	VENDOR PART NO.	DEC PART NO.	USED ON CODE	REF FIG NO.
5-	POWER INLET ASSEMBLY	N/A			1,32
1	*POWER SUPPLY BLOCK (110/115V)		29-28270-01	AC	
	*POWER SUPPLY BLOCK (220/240V)		29-28270-02	BD	
2	**Plate, Shield	RA1-4092-000			
3	**Module Assembly, Fixing Heater Safety	RG1-1438-030			
4	**Screw, Binding M5 x 8	XB1-2500-803			
5	**Mount, Power Cord	RA1-4084-000			
6	**Cover, Upper Module	RA1-4088-000			
7	**Clip	WT2-0317-000			
8	**Module Assembly, AC Driver (100/115V)	RG1-1892-000		AC	
	**Module Assembly, AC Driver (220/240V)	RG1-1893-000		BD	
9	**Screw, Truss Hd w/Washer	FA9-1449-000			
10	**Cover, Lower Module	RA1-4085-000			
11	*Hood	RA1-7362-000			
12	*Clip, Hood	RA1-5424-000			
13	*Duct	RA1-7361-000			
14	*Label Instruction	RS1-8714-000			
15	*Filter, Ozone		29-28272-01		
16	*Case, Filter	RF1-2133-020			
17	*Fan, 24V DC		29-28281-01		
18	*Cord, Power (220V) (See Note 1)				
	*Cord, Power (115V) (See Note 1)				
	*Cord, Power (100V) (See Note 1)				
	*Cord, Power (115V) (See Note 2)				
	*Cord, Power (220V) (See Note 2)				
	NOTE 1: Used on DEClaser 2100. See Figure 1 for Part Number.				
	NOTE 2: Used on DEClaser 2200. See Figure 32 for Part Number.				

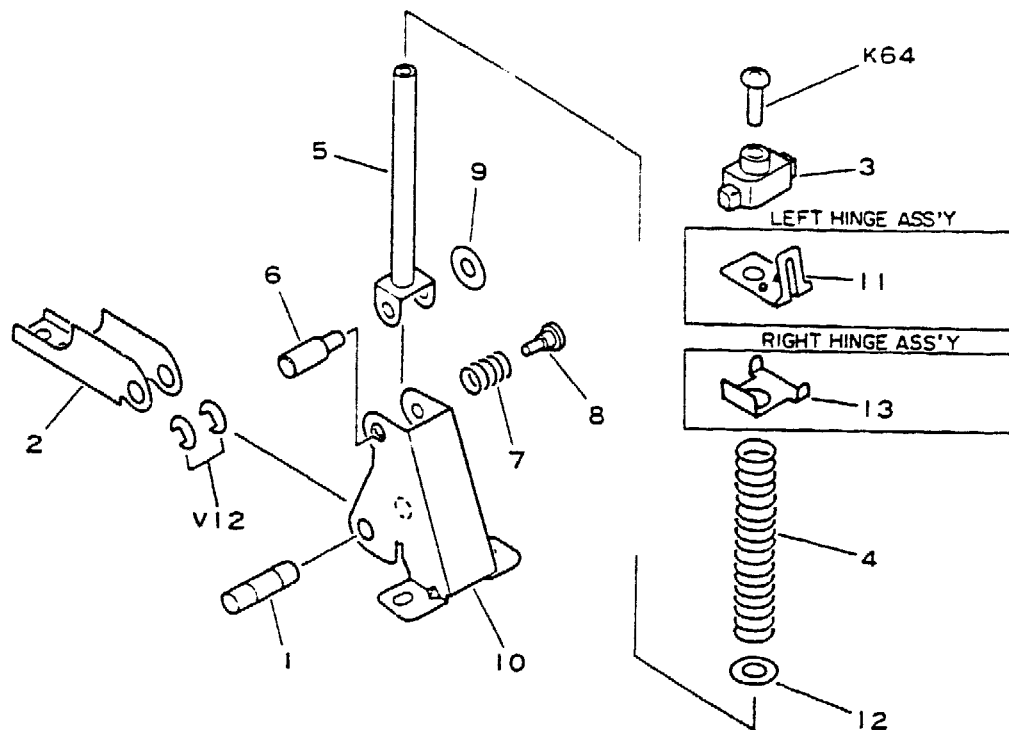
FIG. & ITEM NO.	DESCRIPTION	VENDOR PART NO.	DEC PART NO.	USED ON CODE	REF FIG NO.
6-	PRESSURE ASSEMBLY, PAPER		29-28282-01		1, 32
1	*Cam, Left	RA1-3911-000			
2	*Cam, Right	RA1-3912-000			
3	*Stop, Right Cassette	RA1-3913-000			
4	*Shaft, Paper Lifting	RA1-3915-000			
5	*Stop, Left Cassette	RA1-3917-000			
6	*Spring	RS1-2100-000			
7	*Plate, Cassette	RF1-0918-000			
8	*Pin, 2 x 14	XD9-0083-000			
9	*Pin, 2.5 x 18	XD9-0084-000			



D2122-06-BD

**Figure 6. Pressure Assembly, Paper**

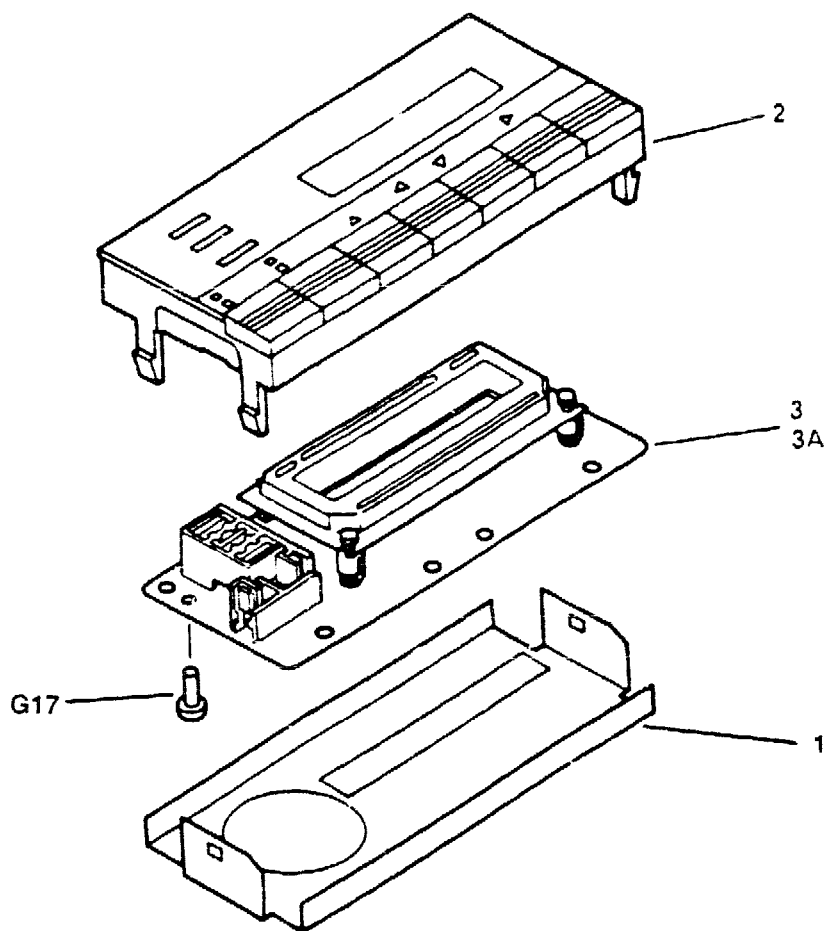
FIG. & ITEM NO.	DESCRIPTION	VENDOR PART NO.	DEC PART NO.	USED ON CODE	REF FIG NO.
7-	HINGE ASSEMBLY (RIGHT) HINGE ASSEMBLY (LEFT)	RG1-1435-000 RG1-1436-000			1, 32 1, 32
1	*Shaft, Hinge	RA1-4164-000			
2	*Arm	RA1-4181-000			
3	*Block, Sliding	RA1-4182-000			
4	*Spring, Compression	RS1-2110-000			
5	*Mount, Hinge	FF1-0939-000			
6	*Pin, "D"	RA1-5358-000			
7	*Spring	RS1-2232-000			
8	*Screw, Stepped M4	FS1-9002-000			
9	*Washer	XD9-0080-000			
10	*Mount, Right *Mount, Left	RA1-4163-000 RA1-5359-000			
11	*Retainer	RA1-5255-000			
12	*Washer	RA1-6018-000			
13	*Plate	RA1-6450-000			



D2122-07-BC

Figure 7. Hinge Assembly (Left & Right)

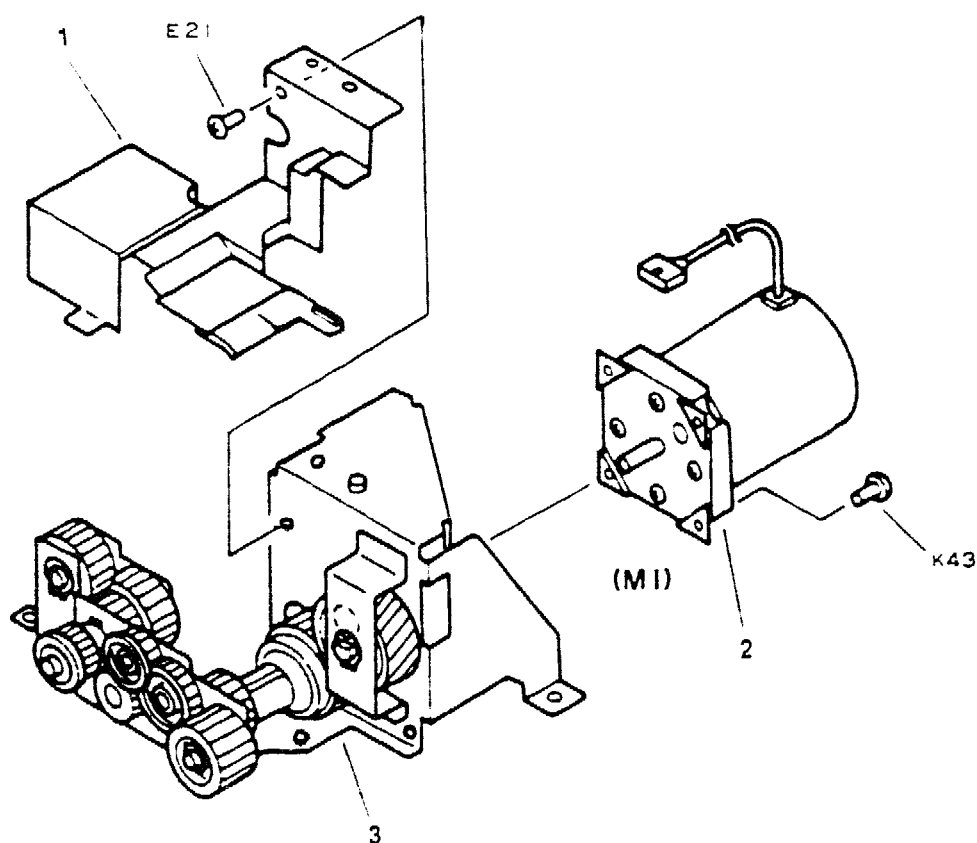
FIG.& ITEM NO.	DESCRIPTION	VENDOR PART NO.	DEC PART NO.	USED ON CODE	REF FIG NO.
8-	PANEL ASSEMBLY, DISPLAY		29-28303-01		1
1	*Plate	RA1-8014-000			
2	*Panel, Display	RF1-2142-000			
3	*MODULE ASSEMBLY, DISPLAY	SG5-4159-000			1
3A	**Spacer, LED	WR1-0102-000			



D2122-08-BD

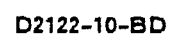
*Figure 8. Panel Assembly, Display*

FIG.& ITEM NO.	DESCRIPTION	VENDOR PART NO.	DEC PART NO.	USED ON CODE	REF FIG NO.
9-	MOTOR ASSEMBLY, MAIN		29-28280-01		1.32
1	*Cover, Gear	RF1-0998-050			
2	*Mount, Pulse	RH7-1048-030			
3	*DRIVE ASSEMBLY, MAIN		29-28279-01		10



D2122-08-BD

Figure 9. Motor Assembly, Main

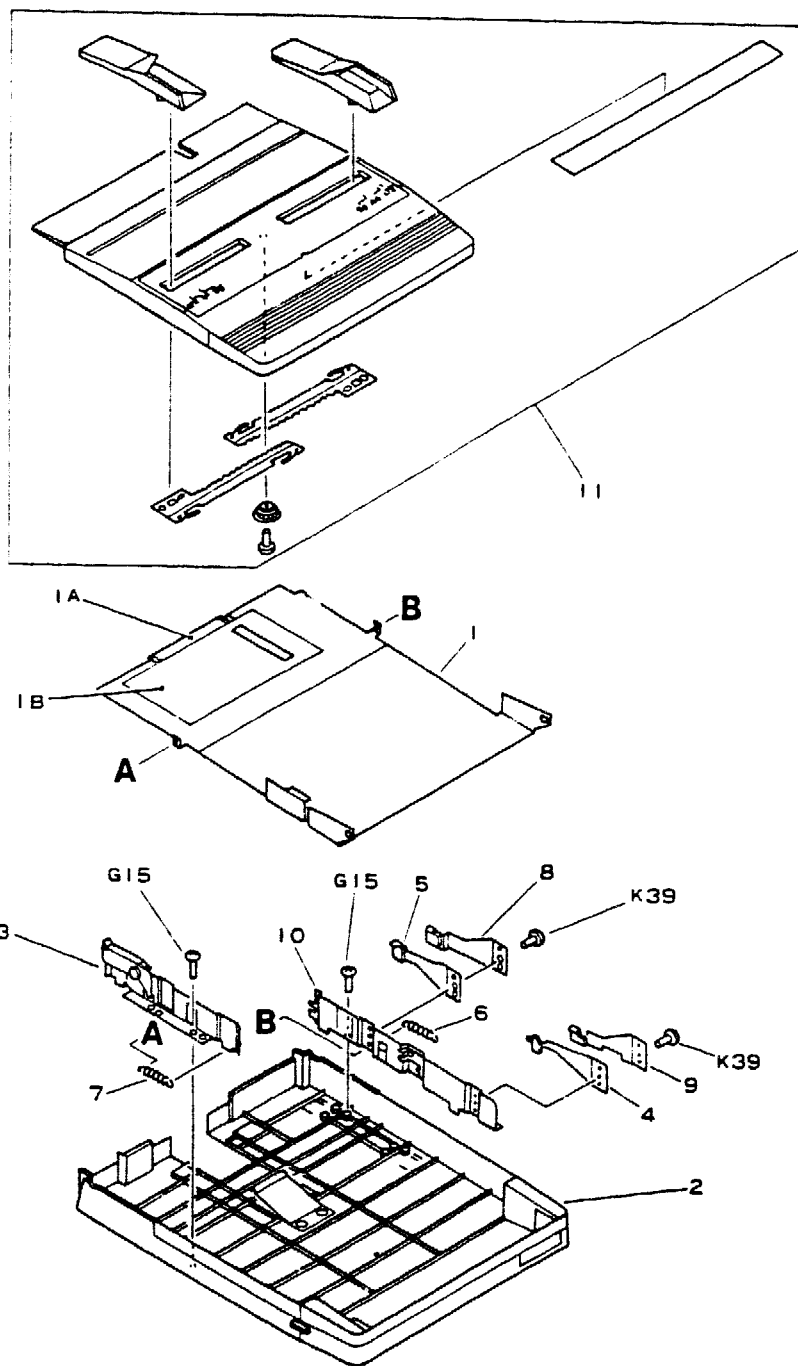


## PARTS LIST

FIG.& ITEM NO.	DESCRIPTION	VENDOR PART NO.	DEC PART NO.	USED ON CODE	REF FIG NO.
10-	DRIVE ASSEMBLY, MAIN		29-28279-01		1.9, 32
1	*Guide	RA1-3987-000			
2	*Shaft "A"	RA1-3988-000			
3	*Shaft "B"	RA1-3989-000			
4	*Shaft "C"	RA1-3990-000			
5	*Gear, 53T	RS1-0119-000			
6	*Gear, 33T	RS1-0122-000			
7	*Gear, 32T/25T	RS1-0126-000			
8	*Gear, 23T	RS1-0124-000			
9	*Gear, 17T	RS1-0126-000			
10	*Gear, 16T	RS1-0127-000			
11	*Mount, Motor	RF1-0925-000			
12	*Shaft, Drive	RF1-0987-000			
13	*Gear, 31T	RF1-0135-000			
14	*Gear, 36T	RS1-0136-000			
15	*Gear, 50T/25T	RS1-0139-000			
16	*Ring, Grip 5.6	XD9-0076-000			
17	*Bushing	RS1-1014-000			







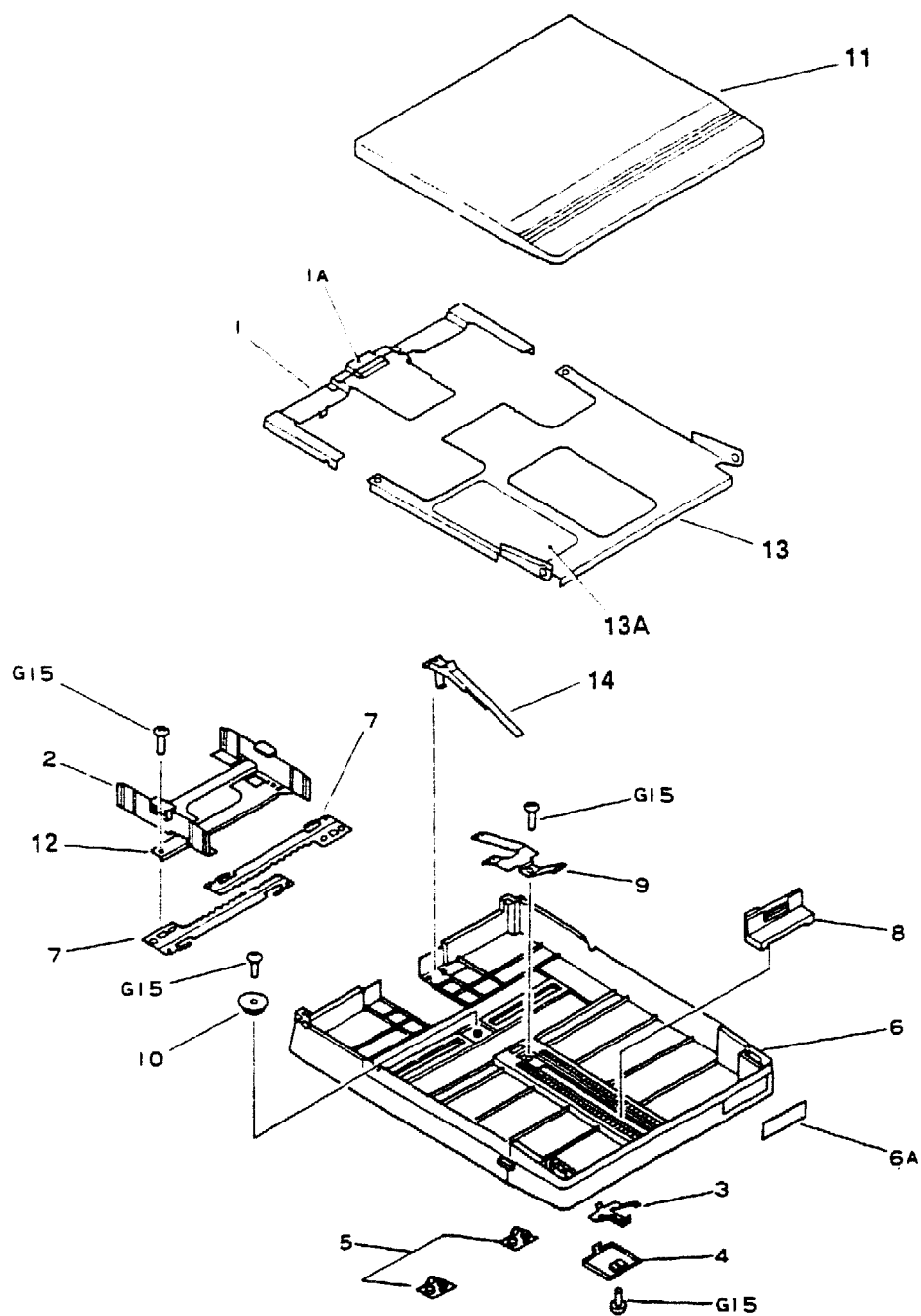
D2122-12-BD

**Figure 12. Cassette (A4/LGL/LTR/EXEC)**

**PARTS LIST**



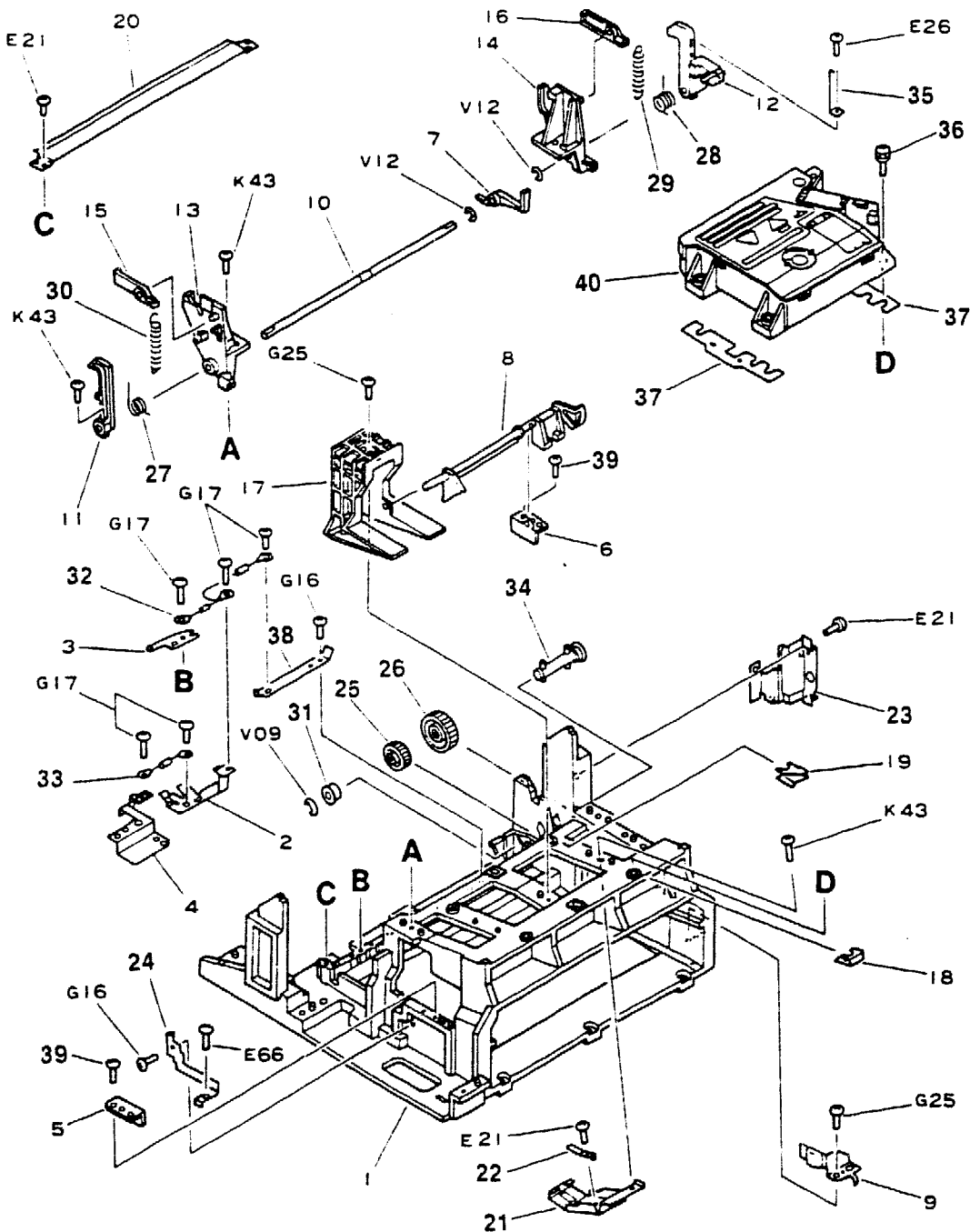
FIG.& ITEM NO.	DESCRIPTION	VENDOR PART NO.	DEC PART NO.	USED ON CODE	REF FIG NO.
12-	CASSETTE (A4/LGL/LTR/EXEC)	N/A			1, 32
1	*PLATE, PAPER LIFTING(LGL)	RF1-2557-000			
	*PLATE, PAPER LIFTING (A4)	RF1-2558-000			
	*PLATE, PAPER LIFTING (LTR)	RF1-2559-000			
	*PLATE, PAPER LIFTING (EXEC)	RF1-2560-000			
1A	**Strip, Friction	RA1-4218-000			
1B	**Label	RS1-8887-000			
2	*Body, Cassette (LGL)	RF1-2523-000			
	*Body, Cassette (A4)	RF1-2524-000			
	*Body, Cassette (LTR)	RF1-2525-000			
	*Body, Cassette (EXEC)	RF1-2527-000			
3	*Plate, Size	RF1-2136-000			
4	*Guide, Upper Side	RF1-1398-000			
5	*Guide, Upper Side	RF1-0981-000			
6	*Spring, Tension	RS1-2148-000			
7	*Spring, Tension	RS1-2203-000			
8	*Guide, Lower Side	RF1-2686-000			
9	*Guide, Lower Rear Side	RF1-2687-000			
10	*Plate, Left Size	RA1-6102-000			
11	*Cover Assembly, Top L (LGL)	RG1-1889-000			
	*Cover Assembly, Top S (A4, LTR, EXEC)	RG1-1890-000			



D2122-13-BD

Figure 13. Cassette (Xi)

FIG.& ITEM NO.	DESCRIPTION	VENDOR PART NO.	DEC PART NO.	USED ON CODE	REF FIG NO.
13-	CASSETTE (X1)	N/A			1, 32
1	*PLATE, PAPER LIFTING (A)	RF1-2048-000			
1A	**Strip, Friction (See Note 1)	RA1-4218-000			
	**Strip, Friction (See Note 2)	RA1-4218-020			
2	*Plate, Left Side	RF1-2530-000			
3	*Spring, Leaf	RA1-4304-000			
4	*Cover, Spring	RA1-8027-000			
5	*Plate, Rack	RA1-8028-000			
6	*BODY, CASSETTE	RF1-2526-000			
6A	**Label, "LXEC"	RS1-8878-000			
7	*Rack, Manual	RA1-4308-000			
8	*Plate, Size	RA1-8029-000			
9	*Plate, Grounding	RA1-4641-000			
10	*Gear, 16T	RS1-0133-000			
11	*Cover, Top	RA1-6072-000			
12	*Plate, Right Side	RF1-2531-000			
13	*PLATE, PAPER LIFTING (B)	RF1-2053-000			
13A	**Label	RS1-8581-000			
14	*Arm, Sensor Support	RF1-2051-000			
	NOTE 1: Used on DEClaser 2100.				
	NOTE 2: Used on DEClaser 2200.				

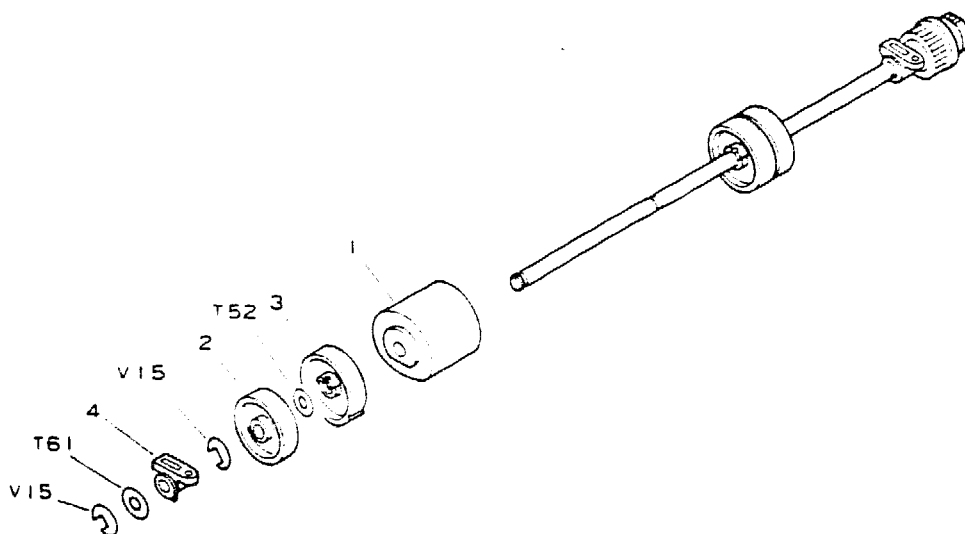


D2122-14-BD

**Figure 14. Block Assembly, Main Body (DECLaser 2100)**

FIG. & ITEM NO.	DESCRIPTION	VENDOR PART NO.	DEC PART NO.	USED ON CODE	REF FIG NO.
14-	BLOCK ASSEMBLY, MAIN BODY (DECLaser 2100)	N/A			1
1	*Block, Main Body	RA1-4776-000			
2	*Plate, Grounding (A)	RA1-3822-000			
3	*Plate, Grounding (B)	RA1-5479-000			
4	*Plate, Grounding (C)	RA1-3824-000			
5	*Guide, Cassette Left	RA1-3825-000			
6	*Guide, Cassette Right	RA1-3826-000			
7	*Arm, Shutter	RA1-3827-000			
8	*Arm, Paper Sensing	RA1-3828-040			
9	*Spring, Leaf	RA1-3829-000			
10	*Shaft, Hook	RA1-3830-000			
11	*Hook, Left	RA1-3831-000			
12	*Hook, Right	RA1-3832-000			
13	*Guide, Left Hook	RA1-3833-000			
14	*Guide, Right Hook	RA1-3834-000			
15	*Lifter, Left	RA1-3835-000			
16	*Lifter, Right	RA1-3836-000			
17	*Guide, Auxiliary	RA1-3837-000			
18	*Plate, Nut (A)	RA1-3838-000			
19	*Plate, Nut (B)	RA1-3839-000			
20	*Guide, Upper Transfer	RA1-3864-000			
21	*Cover, Shutter	RA1-4320-000			
22	*Spring, Leaf	RA1-4321-000			
23	*Plate, Block	RA1-4319-000			
24	*Plate, Grounding	RA1-4318-000			
25	*Gear, 19T	RS1-0105-000			
26	*Gear, 57T	RS1-0106-000			
27	*Spring, Torsion	RS1-2095-000			
28	*Spring, Torsion	RS1-2096-000			
29	*Spring, Tension	RS1-2097-000			
30	*Spring, Tension	RS1-2112-000			
31	*Bearing, Ball	XG3-6010-303			
32	*Resistor, 15MOHM 1/4W	RF1-2118-000			
33	*Resistor, 1KOHM 1/4W	RF1-0841-000			
34	*Shaft, Drum Drive	RF1-0988-000			
35	*Plate, Hook	RA1-6084-000			
36	*Screw, M3 x 25	XA9-0375-000			
37	*Washer	RA1-5396-000			
38	*Plate, Grounding	RA1-5480-000			
39	*Screw, Tapping	XB4-7401-009			
40	*Laser/Scanner Assembly		29-28274-01		

FIG.& ITEM NO.	DESCRIPTION	VENDOR PART NO.	DEC PART NO.	USED ON CODE	REF FIG NO.
15-	ROLLER ASSEMBLY, PAPER PICK-UP (DEClaser 2100)		29-28287-01		1
	ROLLER ASSEMBLY, PAPER PICK-UP (DEClaser 2200)		29-28293-01		32,36
1	*Roller, Pick-Up	RA1-3851-000			
2	*Roller	RA1-3854-000			
3	*Cam	RA1-3855-000			
4	*Bearing	RS1-1013-000			

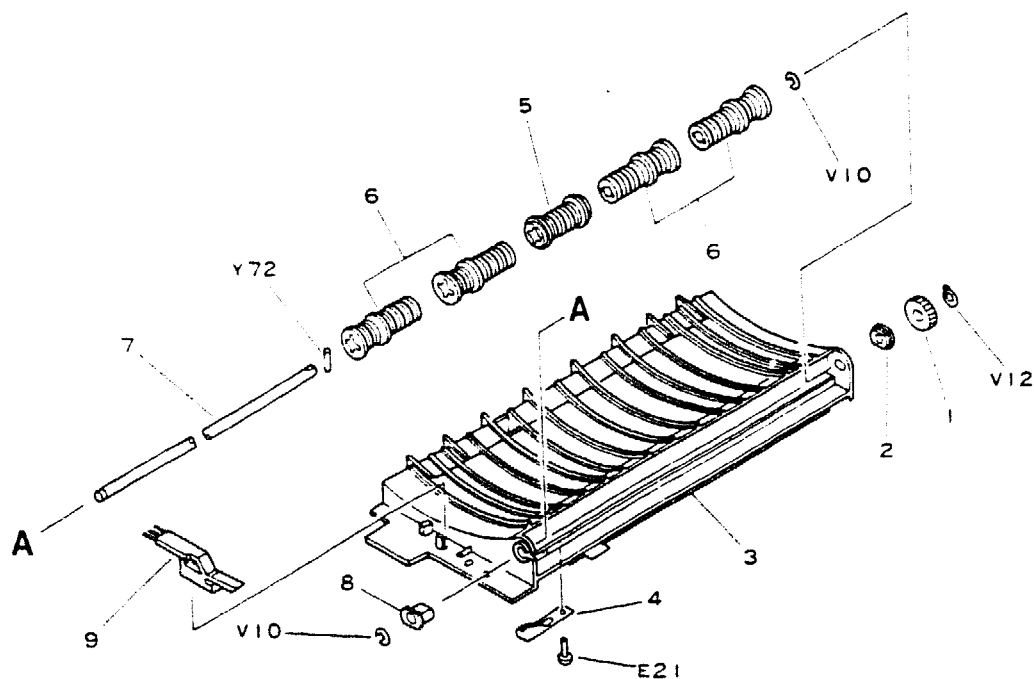


D2122-15-BD

**Figure 15. Roller Assembly, Upper Pick-Up**



FIG. & ITEM NO.	DESCRIPTION	VENDOR PART NO.	DEC PART NO.	USED ON CODE	REF FIG NO.
16-	FEEDER ASSEMBLY	RG1-0938-020			1, 32
1	*Gear, 24T	RS1-0137-000			
2	*Bushing	FS5-1004-000			
3	*Guide, Paper	RF1-0927-040			
4	*Plate, Grounding	RA1-3908-000			
5	*Roller, Separation (A)	RA1-3909-000			
6	*Roller Separation (B)	RA1-3910-000			
7	*Shaft, Roller	RA1-4632-000			
8	*Bearing	RS1-1022-000			
9	*Cleaner, (See Note)	RF1-1177-000			
	NOTE: Item 9 shown for reference only, not part of this assembly.				



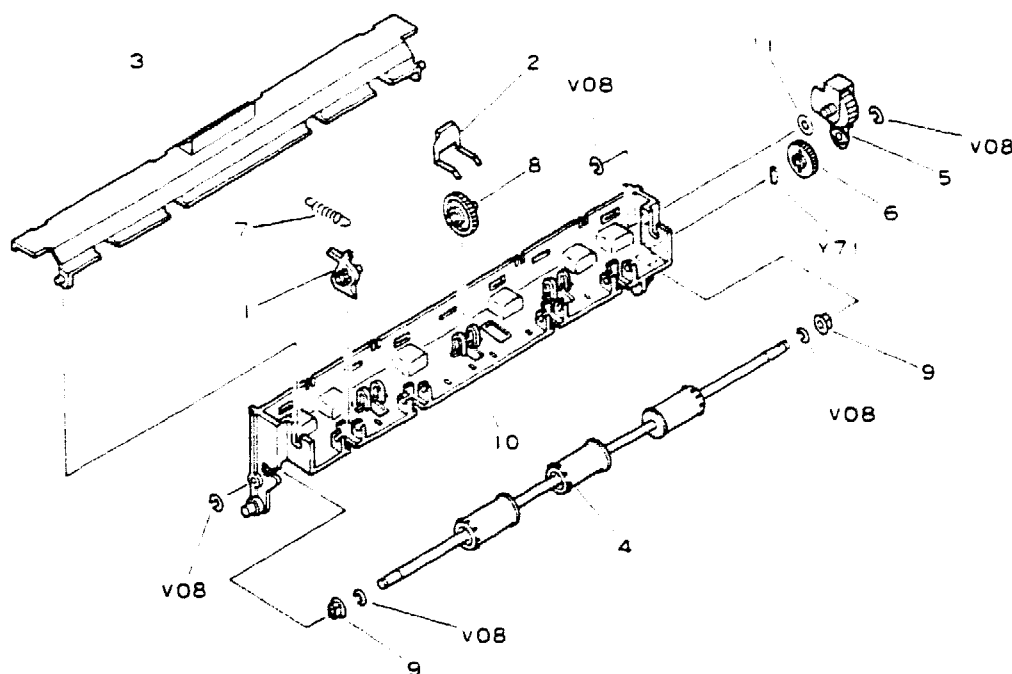
D2122-16-BD

Figure 16. Feeder Assembly



FIG. & ITEM NO.	DESCRIPTION	VENDOR PART NO.	DEC PART NO.	USED ON CODE	REF FIG NO.
17-	GUIDE ASSEMBLY, TRANSFER		29-28286-01		1
1	*Pad, Separation		29-28291-01		
2	*Screw, Binding	XB1-2300-407			
3	*Roller, Lower Registration	RA1-3865-020			
4	*Roller, Upper Registration	RA1-3869-000			
5	*Spring, Tension	RA1-3871-000			
6	*Spring, Leaf	RA1-3872-000			
7	*Bushing	RS1-1011-000			
8	*Spring, Torsion	RS1-2098-020			
9	*Spring, Torsion	RS1-2099-040			
10	*Plate	RA1-3878-000			
11	*Ring, Ratchet	RA1-3861-000			
12	*Collar	RA1-5259-000			
13	*Plate, Positioning	RF1-1172-000			
14	*Gear, 24T	RS1-0173-000			
15	*Drum, Clutch	FA3-5964-000			
16	*Bushing	FS1-1422-000			
17	*Gear, 21T	FS5-0007-000			
18	*Spring, Clutch	87-2847-000			
19	*Guide, Upper Transfer	RF1-0946-020			
20	*Shaft, Roller	RA1-4322-000			
21	*Support, Shaft	RA1-4323-000			
22	*Gear, 24T	RS1-0172-000			
23	*Gear, 15T	RS1-0134-000			

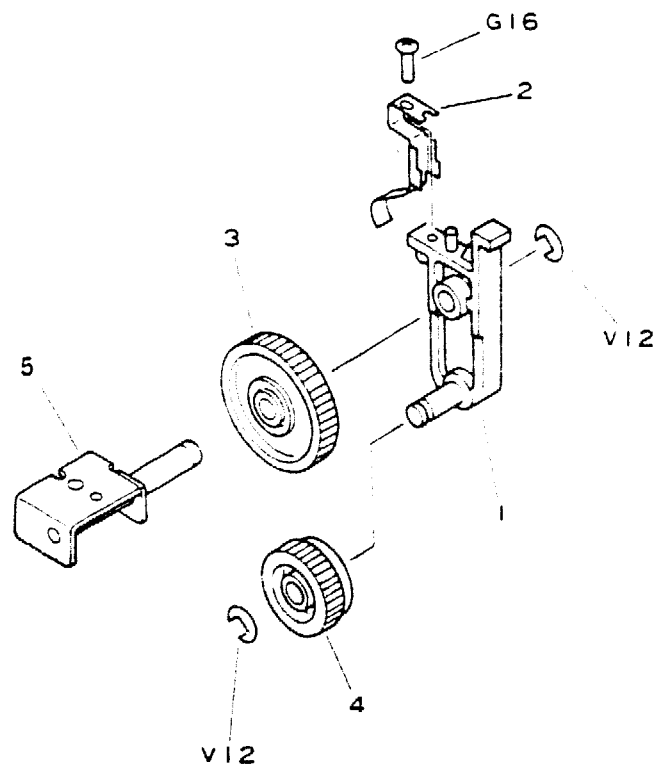
FIG.& ITEM NO.	DESCRIPTION	VENDOR PART NO.	DEC PART NO.	USED ON CODE	REF FIG NO.
18-	DELIVERY ASSEMBLY, FIXING	RG1-0941-000			1, 24, 32
1	*Claw, Separation	RA1-3971-000			
2	*Spring, Leaf	RA1-3972-000			
3	*Cover, Separation Claw	RA1-3974-000			
4	*Roller, Delivery	RA1-3976-000			
5	*Arm	RF1-0934-000			
6	*Gear, 15T	RS1-0118-000			
7	*Spring, Tension	RS1-2106-000			
8	*Roller, Upper Delivery	FB1-0303-000			
9	*Bushing	RS1-1021-000			
10	*Holder, Separation Claw	RA1-3975-000			
11	*Washer	RA1-6128-000			



D2122-18-BD

Figure 18. Delivery Assembly, Fixing

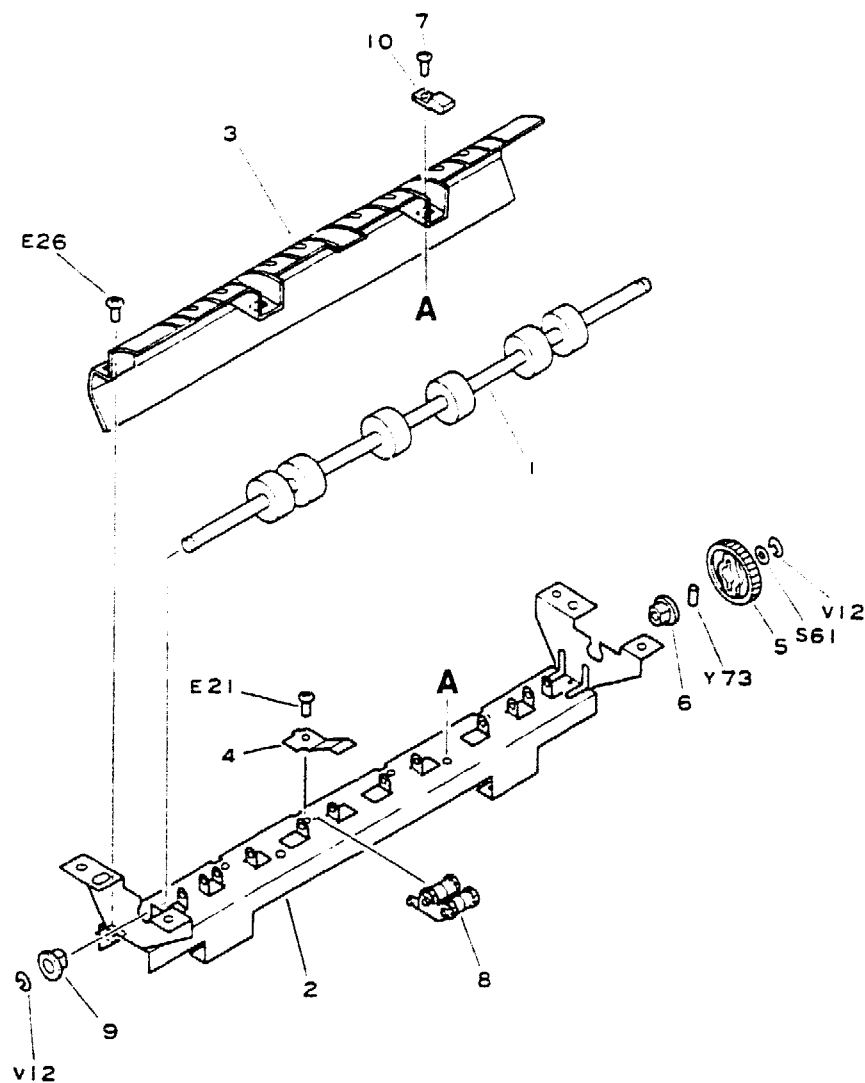
FIG. & ITEM NO.	DESCRIPTION	VENDOR PART NO.	DEC PART NO.	USED ON CODE	REF FIG NO.
19-	COUPLER ASSEMBLY, DELIVERY	RG1-0967-040			1, 32
1	*Coupler, Delivery;	RA1-4061-020			
2	*Spring, Leaf	RA1-4063-030			
3	*Gear, 35T	RS1-0130-020			
4	*Gear, 22T	RS1-0131-000			
5	*Plate, Pivot	RF1-0931-000			



D2122-19-BD

Figure 19. Coupler Assembly, Delivery

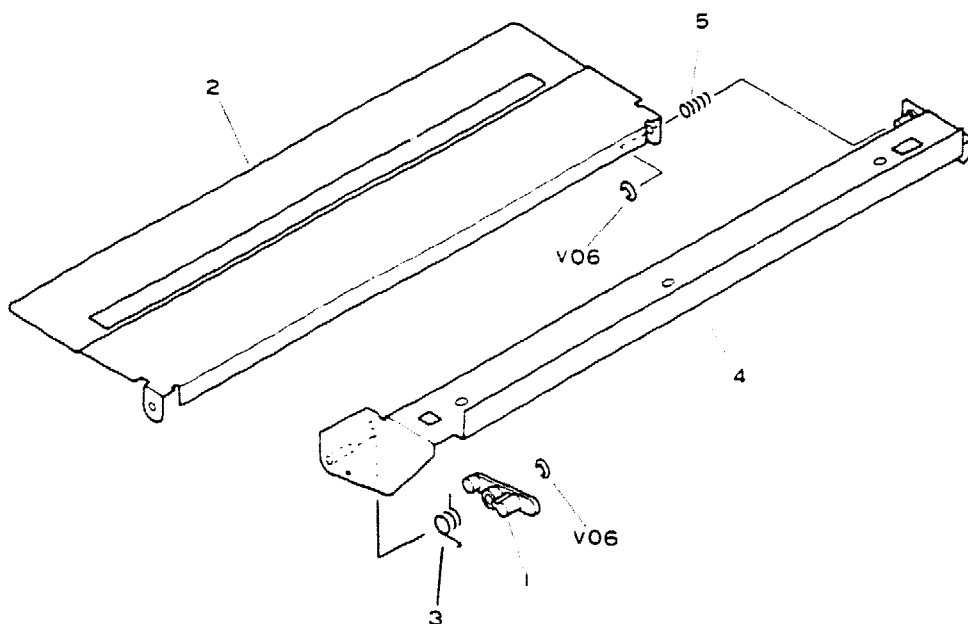
FIG. & ITEM NO.	DESCRIPTION	VENDOR PART NO.	DEC PART NO.	USED ON CODE	REF FIG NO.
20-	DELIVERY ASSEMBLY, PAPER		29-28299-01		1, 3 32, 34
1	*Roller, Delivery	RA1-4056-000			
2	*Plate, Delivery	RA1-4057-000			
3	*Guide, Paper	RA1-4058-000			
4	*Spring, Leaf	RA1-4064-000			
5	*Gear, 26T	RS1-0129-000			
6	*Bushing	FS1-1422-000			
7	*Screw, Stepped M3	FA2-5970-000			
8	*Roller	RF1-0948-000			
9	*Bushing	FS1-1205-000			
10	*Guide, Delivery	RA1-5481-000			



D2122-20-BD

Figure 20. Delivery Assembly, Paper

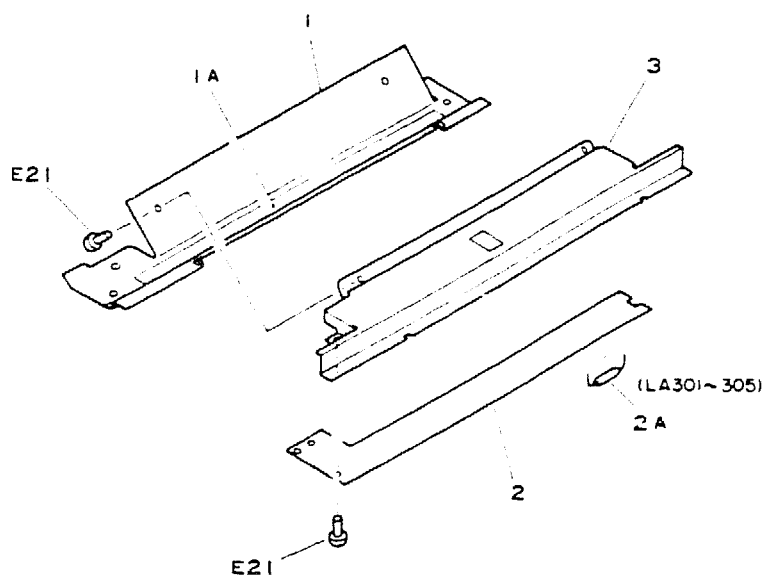
FIG. & ITEM NO.	DESCRIPTION	VENDOR PART NO.	DEC PART NO.	USED ON CODE	REF FIG NO.
21-	SHUTTER ASSEMBLY.	RG1-0929-000			1, 32
1	*Arm	RA1-4203-000			
2	*Shutter	RF1-1357-000			
3	*Spring, Torsion	RS1-2108-000			
4	*Mount, Arm	RF1-0903-020			
5	*Spring, Compression	RS1-2136-020			



D2122-21-BD

**Figure 21. Shutter Assembly**

FIG. & ITEM NO.	DESCRIPTION	VENDOR PART NO.	DEC PART NO.	USED ON CODE	REF FIG NO.
22-	LAMP ASSEMBLY, PRE-COND. EXP.		29-28276-01		1, 3 32, 34
1	*PLATE, EXPOSURE	RF1-0932-000			
1A	**Seal, Duct	RA1-4077-000			
2	*MODULE ASSEMBLY, EXPOSURE	RG1-0716-000			
2A	**Lamp	WG1-0350-000			
3	*Plate, Mounting	RA1-4078-000			

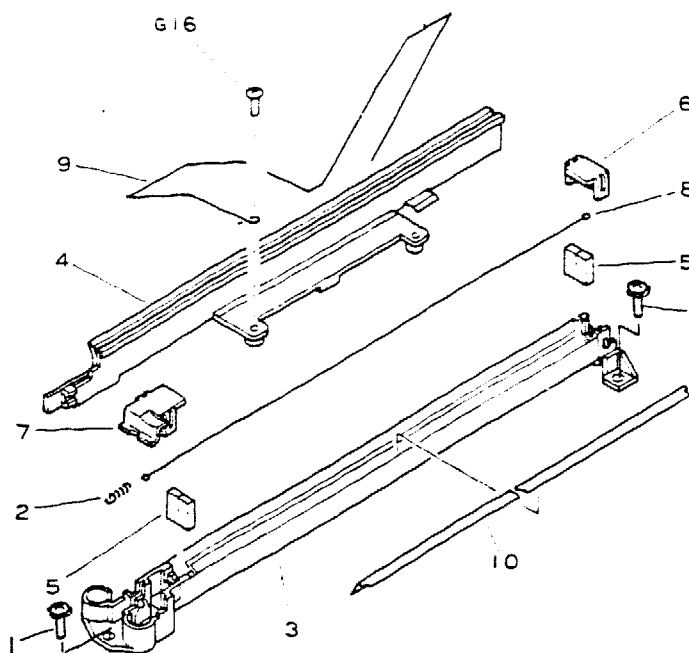


D2122-22-BD

**Figure 22. Lamp Assembly, Pre-Cond. Exp.**

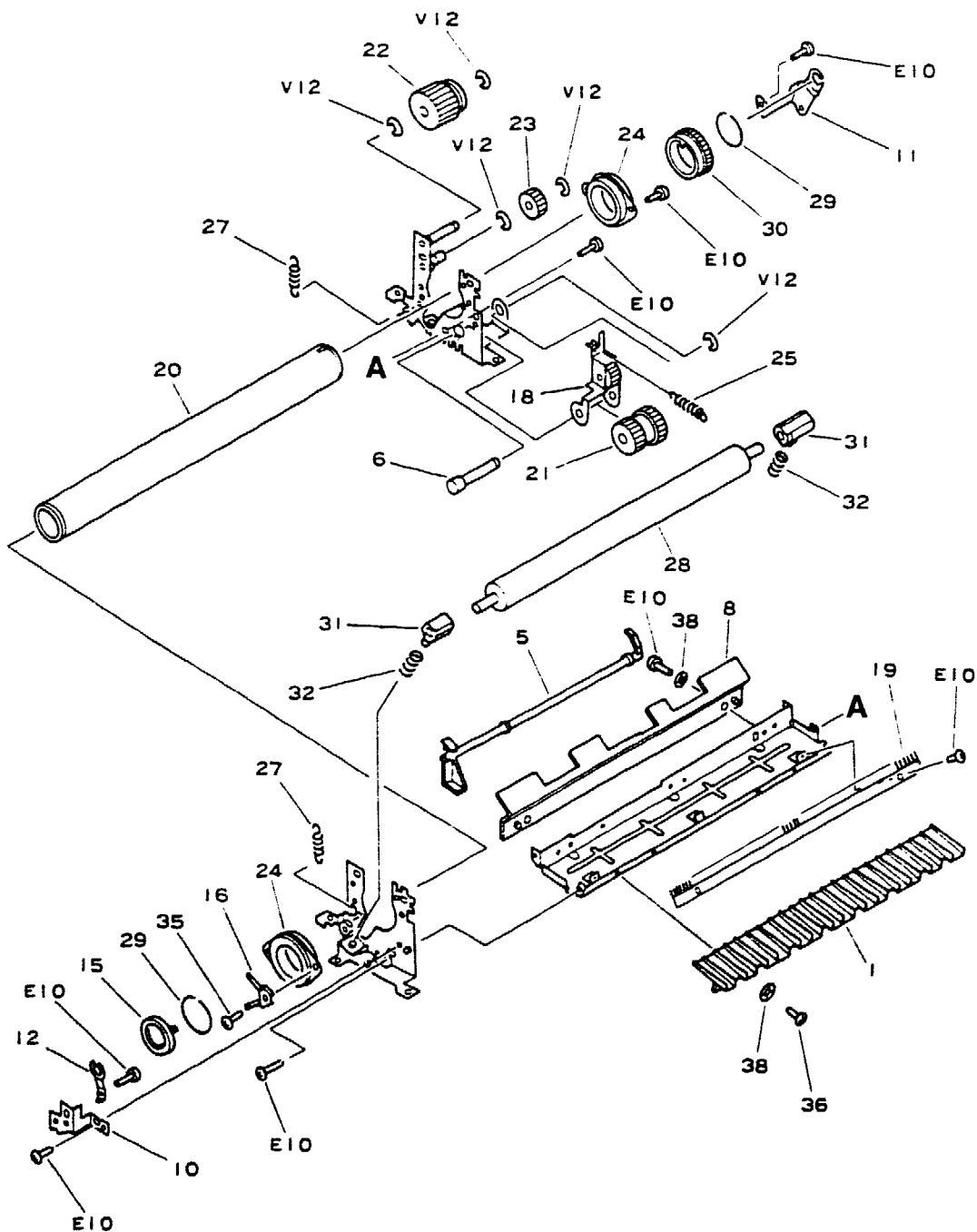


FIG. & ITEM NO.	DESCRIPTION	VENDOR PART NO.	DEC PART NO.	USED ON CODE	REF FIG NO.
23-	CORONA ASSEMBLY, TRANSFER		29-28277-01		1, 32
1	*Screw, w/Washer M3 x 6	RA9-0601-000			
2	*Spring, Tension	97-5527-000			
3	*Plate, Frame	RF1-0916-020			
4	*Eliminator, Static Charge (DEClaser 2100)	RF1-0916-020			
	*Eliminator, Static Charge (DEClaser 2200)	RF1-0916-000			
5	*Pad	RA1-3897-000			
6	*Cover, Right	RA1-3893-000			
7	*Cover, Left	RA1-3894-000			
8	*Wire, Corona 0.08mm (100M)	FY1-0100-000			
9	*Lope, Guide 0.148mm (50M)	RY1-1502-000			
10	*Sheet, Insulation	RA1-5422-000			



D2122-23-BD

Figure 23. Corona Assembly, Transfer



D2122-24-BD

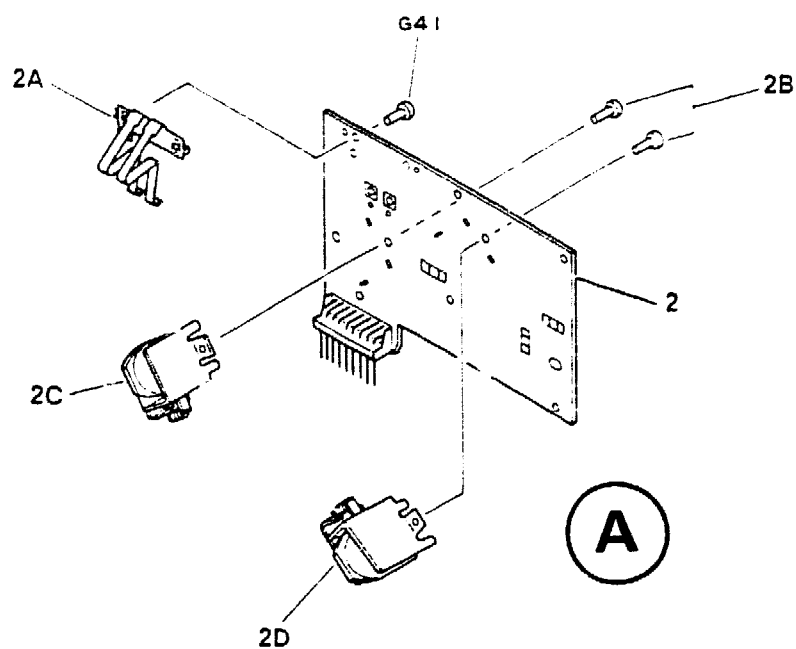
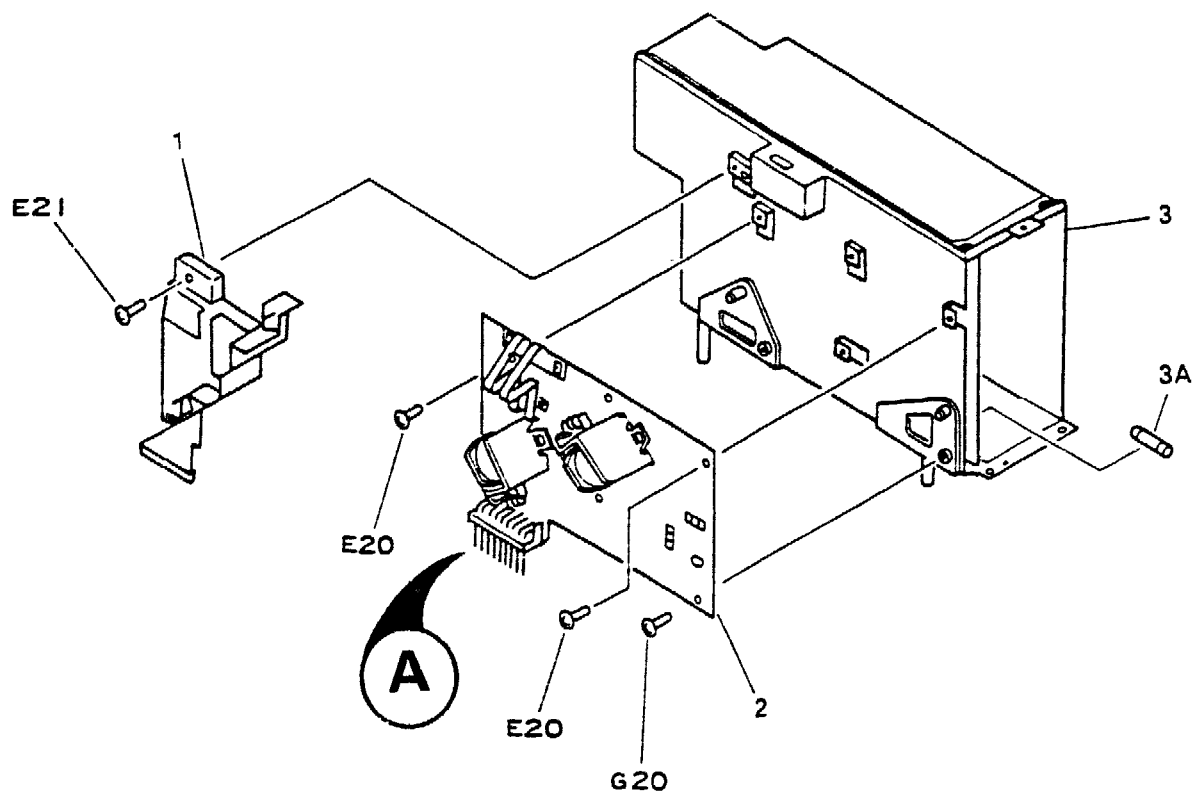
**Figure 24. Fixing Assembly (Sheet 1 of 2)**

**PARTS LIST**



FIG. & ITEM NO.	DESCRIPTION	VENDOR PART NO.	DEC PART NO.	USED ON CODE	REF FIG NO.
24--	FIXING ASSEMBLY (100/115V) FIXING ASSEMBLY (220/240V)		29-28288-01 29-28288-02	AC BD	1, 32 1, 32
1	*Guide, Paper	RA1-3932-030			
2	*Crossmember, Upper	RA1-3931-030			
3	*HOLDER, LEFT HEATER TERMINAL	RF1-2032-000			
3A	**Damper, Felt	RA1-6082-000			
4	*Holder, Right, Heater Terminal	RA1-3937-000			
5	*Lever, Delivery Sensing	RA1-3942-050			
6	*Shaft, Gear	RA1-3944-000			
7	*Cam. Drive Release	RA1-3946-000			
8	*Guide, Separation	RA1-3941-000			
9	*Plate, Grounding	RA1-4648-000			
10	*Plate, Left Support	RA1-3956-000			
11	*Plate, Right Support	RA1-3957-000			
12	*Spring, Leaf	RA1-3958-000			
13	*Cover, Left	RA1-3959-000			
14	*Cover, Right	RA1-3960-000			
15	*Cap, Roller	RA1-3963-000			
16	*Spring, Leaf	RA1-3964-000			
17	*CABLE ASSEMBLY, CONNECTOR	RG1-0911-000			
17A	**Connector, 2P, Female (J103)	RH2-5045-000			
17B	**Contact	RH2-5046-000			
17C	**Terminal, Ring, 3.68mm	WT1-0217-000			
18	*Arm	RF1-0921-000			
19	*Eliminator, Static Charge	RA1-3967-020			
20	*Roller, Upper	RA1-3968-000			
21	*Gear, 27T/18T	RS1-0114-000			
22	*Gear, 20T	RS1-0116-000			
23	*Gear, 14T	RS1-0132-000			
24	*Bushing	RS1-1019-000			
25	*Spring, Tension	RS1-2104-000			
26	*Spring, Tension	RS1-2105-000			
27	*Spring, Tension	RS1-2109-020			
28	*Roller, Lower	FB1-0242-000			
29	*Ring, Retaining	FB1-0253-000			
30	*Gear, 32T	FS5-0020-000			
31	*Bushing	RS1-1040-030			

FIG. & ITEM NO.	DESCRIPTION	VENDOR PART NO.	DEC PART NO.	USED ON CODE	REF FIG NO.
24-					
32	*Spring, Compression	RS1-2199-000			
33	*Thermoswitch, 210 Degrees C	RF1-0842-000			
34	*Heater, 115V 620W	RH7-4024-000		AC	
	*Heater, 240V 570W	RH7-4025-000		BD	
35	*Screw, TP, M3 x 6	XA9-0267-000			
36	*Screw, Stepped, M3 (DEClaser 2100)	XA9-0342-000		AC	
	*Screw, Stepped, M3 (DEClaser 2200)	RA9-0621-000		BD	
37	*Cleaner, Fixing Roller (See Note 1)	RG1-0966-030			
38	*Washer, Wave	XD9-0079-000			
39	*Cover, Upper	RF1-0923-020			
40	*Guide, Upper Paper	RF1-0999-000			
41	*MODULE ASSEMBLY, FIXING UNIT	RG1-0719-060			29
	ITEMS (Not Shown)				
	*DELIVERY ASSEMBLY, FIXING (See Note 2)	RG1-0941-000			18
	NOTE 1: This item shown for reference only. It is not part of this assembly.				
	NOTE 2: The FIXING DELIVERY ASSEMBLY is included in this assembly.				



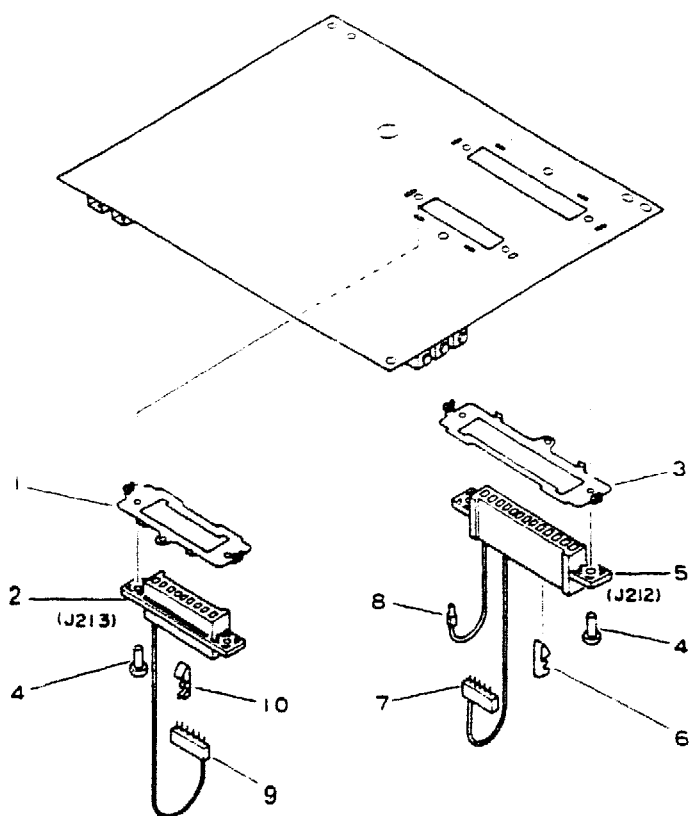
D2122-25-BD

**Figure 25. Electrical Components Assembly**

**PARTS LIST**

FIG. & ITEM NO.	DESCRIPTION	VENDOR PART NO.	DEC PART NO.	USED ON CODE	REF FIG NO.
25-	ELECTRICAL COMPONENTS ASSEMBLY, DEClaser 2100 (100/115V)		29-28284-01	A	1
	ELECTRICAL COMPONENTS ASSEMBLY DEClaser 2100(220/240V)		29-28284-02	B	1
	ELECTRICAL COMPONENTS ASSEMBLY, DEClaser 2200 (100/115V)		29-28289-01	C	32
	ELECTRICAL COMPONENTS ASSEMBLY DEClaser 2200(220/240V)		29-28289-02	D	32
1	*Cover, Electrical Components	RA1-4599-040			
2	*MODULE ASSEMBLY, SOLENOID/SENSOR		29-28301-01		1,32
2A	**Spring, Leaf	RA1-4099-000			
2B	**Screw, M3 x 5	FA2-9388-000			
2C	**Solenoid, 24V DC 0.15A (SL302)	RH7-5011-000			
2D	**Solenoid, 24V DC 0.15A (SL301)	RH7-5010-000			
3	*MODULE ASSEMBLY, DC POWER SUPPLY DEClaser 2100	RG1-1394-020		A	1
	*MODULE ASSEMBLY, DC POWER SUPPLY DEClaser 2100	RG1-1395-020		B	1
	*MODULE ASSEMBLY, DC POWER SUPPLY DEClaser 2200	RG1-2076-000		C	32
	*MODULE ASSEMBLY, DC POWER SUPPLY DEClaser 2200	RG1-2078-060		D	32
3A	**Fuse, 250V/3.15A (220/240V)	WD1-0222-000		BD	
	**Fuse, 125V/6.3A (100/115V)	WD1-0224-000		AC	

FIG. & ITEM NO.	DESCRIPTION	VENDOR PART NO.	DEC PART NO.	USED ON CODE	REF FIG NO.
26-	MODULE ASSEMBLY, DC CONTROLLER		29-28285-01		1, 4
1	*Mount, 9 Pin Connector	RA1-4144-000			
2	*Housing, 9 Pin Connector	VS1-0190-009			
3	*Mount, 14 Pin Connector	RA1-4145-000			
4	*Screw, Stepped M3	XA9-0342-000			
5	*Housing, 14 Pin Connector	VS3-0190-014			
6	*Contact	WS3-1204-000			
7	*Connector, 6 Pin Female	VS1-0580-006			
8	*Contact, 18-24 AWG	WS3-1021-000			
9	*Connector, 9 Pin Female	VS1-0580-009			
10	*Contact	WS3-1204-000			

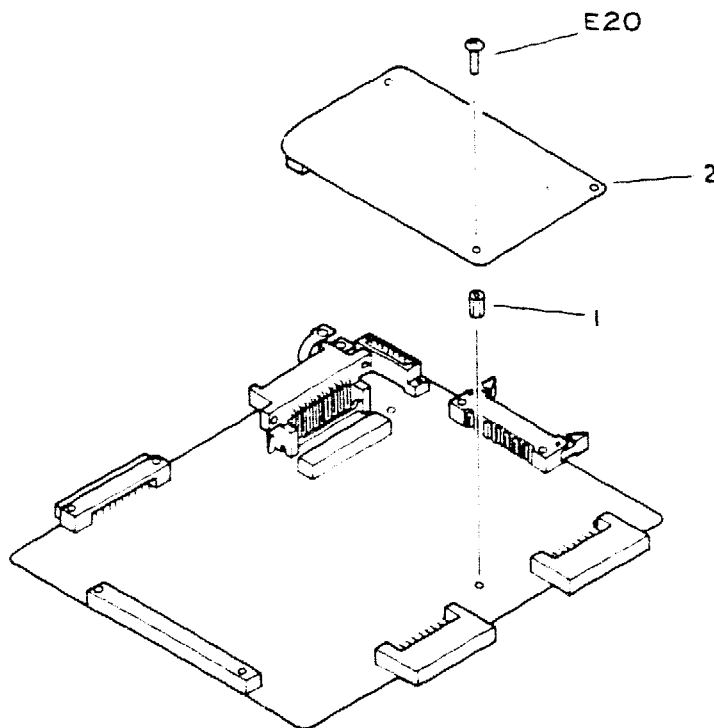


D2122-26-BD

Figure 26. Module Assembly, DC Controller



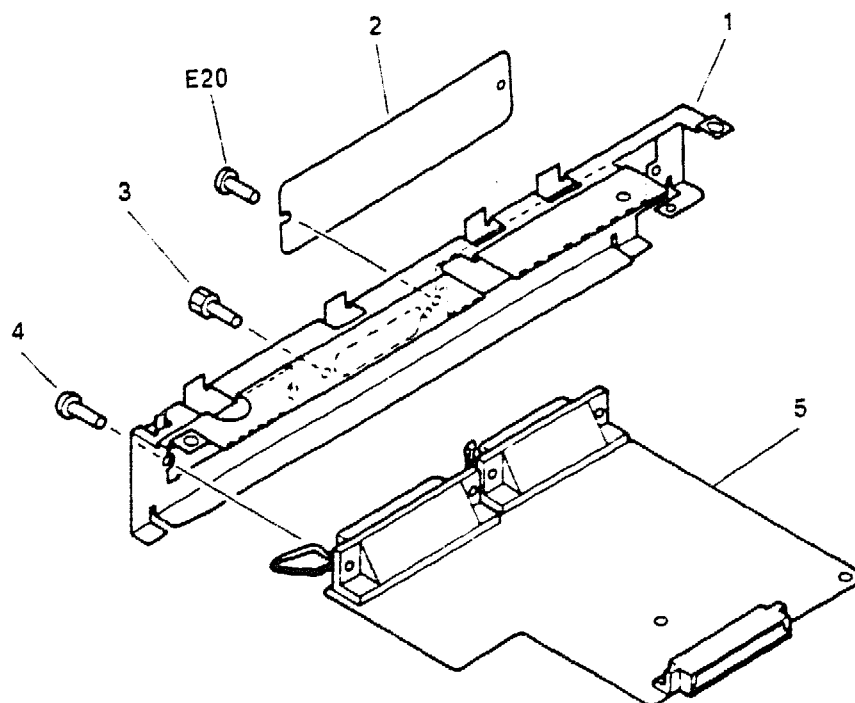
FIG.& ITEM NO.	DESCRIPTION	VENDOR PART NO.	DEC PART NO.	USED ON CODE	REF FIG NO.
27-	MODULE ASSEMBLY, VIDEO CONTROLLER (DEClaser 2100)		29-28304-01		1, 4
	MODULE ASSEMBLY, VIDEO CONTROLLER (DEClaser 2200)		29-28306-01		32, 37
1	*Spacer, ROM	SA5-4335-000			
2	*Module Assembly, ROM (DEClaser 2100)	SG5-4162-000			
	*Module Assembly, EP-ROM (DEClaser 2200)	SG5-4163-000			



D2122-27-BD

**Figure 27. Module Assembly, Video Controller**

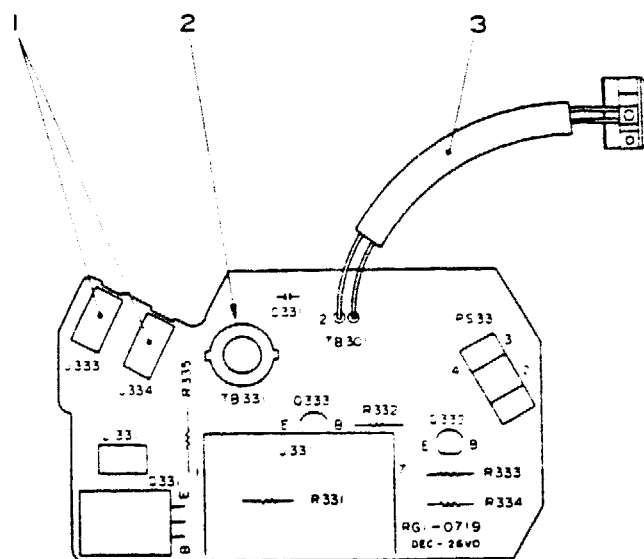
FIG. & ITEM NO.	DESCRIPTION	VENDOR PART NO.	DEC PART NO.	USED ON CODE	REF FIG NO.
28--	MODULE ASSEMBLY. INTERFACE		29-28275-01		1, 32 4, 37
1	*Guide, Module	SA5-4338-000			
2	*Panel	SA5-4339-000			
3	*Nut, Lock	SW9-0239-000			
4	*Screw, Machine Pan Hd M3 x 10	XB1-1301-003			
5	*Module Unit, Interface	RG9-0652-000			



D2122-28-BD

**Figure 28. Module Assembly, Interface**

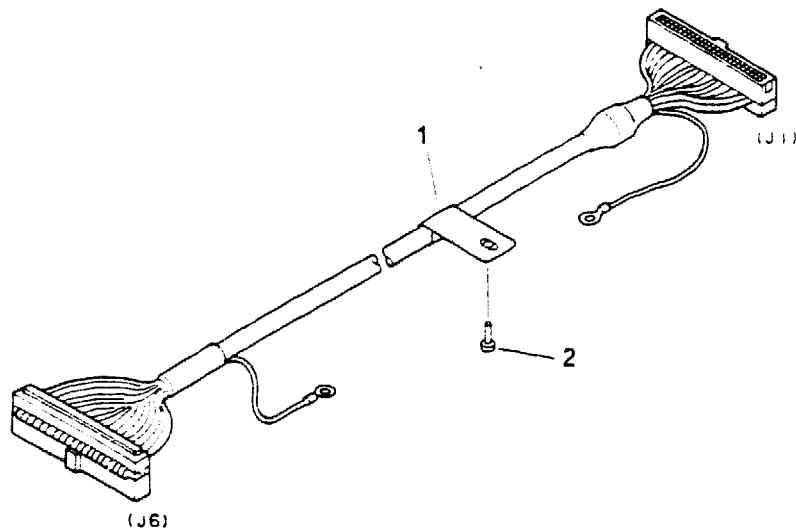
FIG. & ITEM NO.	DESCRIPTION	VENDOR PART NO.	DEC PART NO.	USED ON CODE	REF FIG NO.
29-	MODULE ASSEMBLY, FIXING UNIT	RG1-0719-060			1, 24 32
1	*Plate, Pre-Cond. E Continuity	RA1-3951-000			
2	*Plate, Grounding Continuity	RA1-4649-000			
3	*Thermistor	RH7-7009-000			



D2122-29-BD

Figure 29. Module Assembly, Fixing Unit

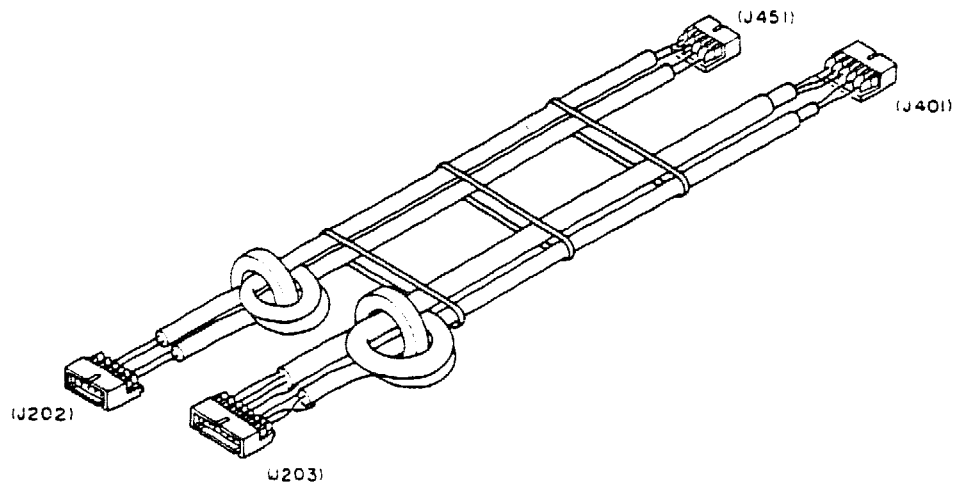
FIG.& ITEM NO.	DESCRIPTION	VENDOR PART NO.	DEC PART NO.	USED ON CODE	REF FIG NO.
30-	CABLE ASSEMBLY, PANEL (DEClaser 2100)	SG5-4025-000			1
1	*Plate, Grounding	RA1-8019-000			
2	*Screw, TP M3 x 6	XA9-0397-000			



D2122-30-BD

**Figure 30. Cable Assembly, Panel (DEClaser 2100)**

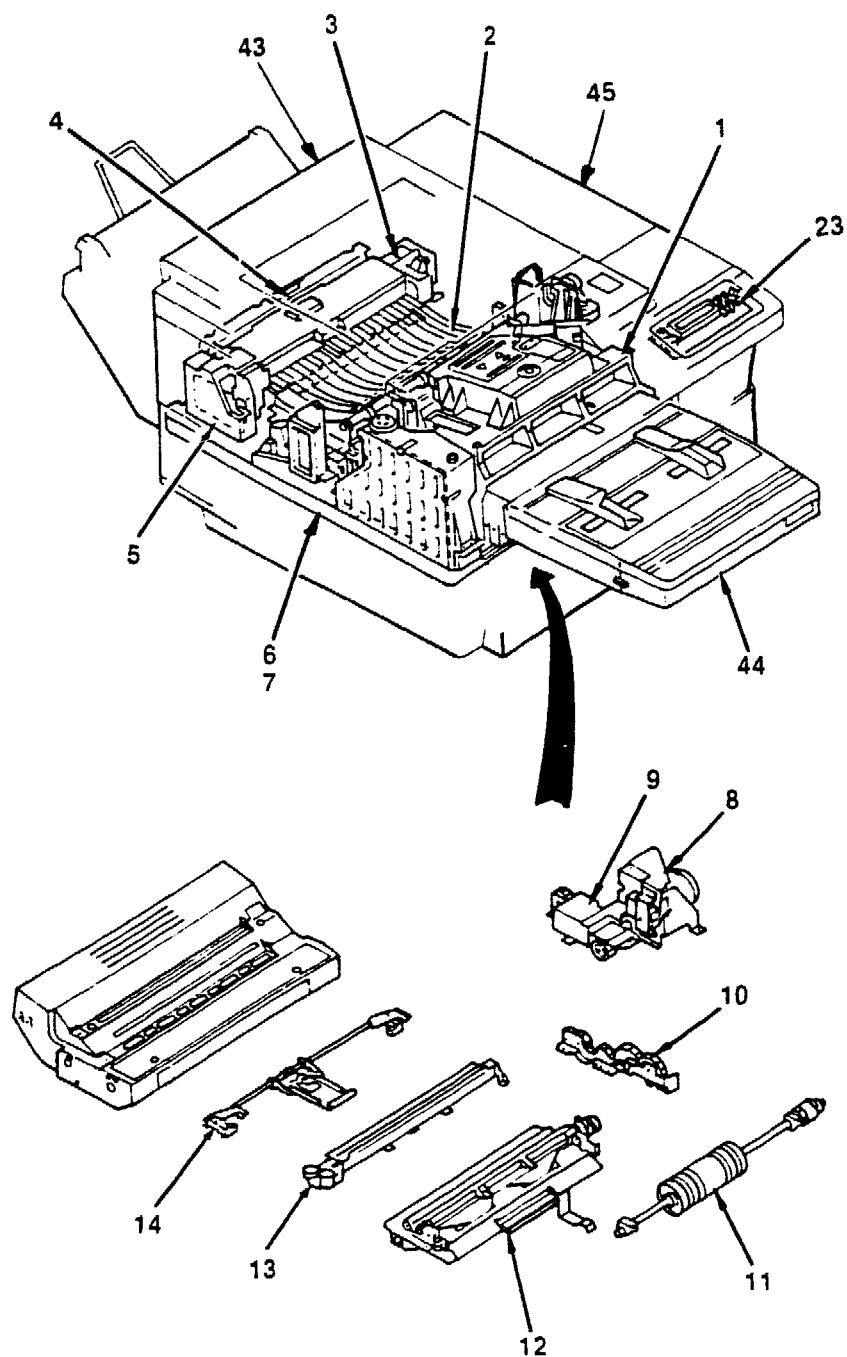
FIG.& ITEM NO.	DESCRIPTION	VENDOR PART NO.	DEC PART NO.	USED ON CODE	REF FIG NO.
31-	CABLE ASSEMBLY, LASER/SCANNER	RG1-0908-050			1



D2122-31-BD

**Figure 31. Cable Assembly, Laser/Scanner**

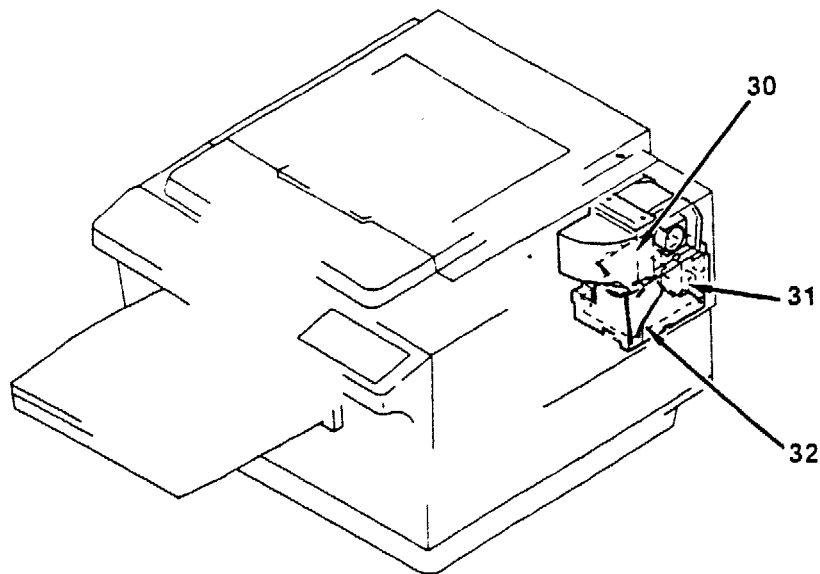
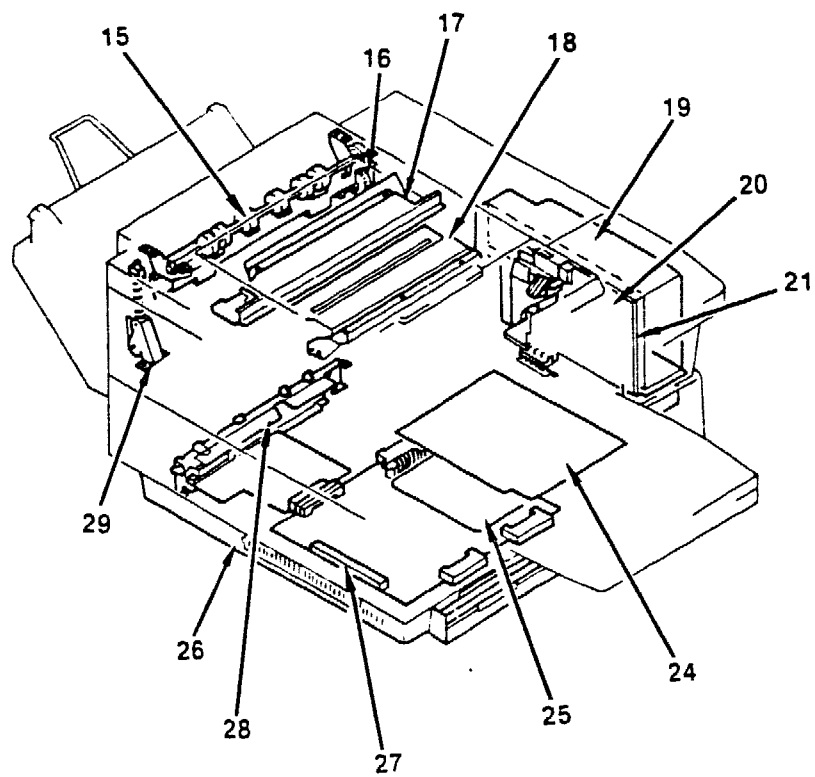
**DEClaser 22**



D2122-32-BD

**Figure 32. Assembly Locations, DEClaser 2200 (Sheet 1 of 3)**

**PARTS LIST**

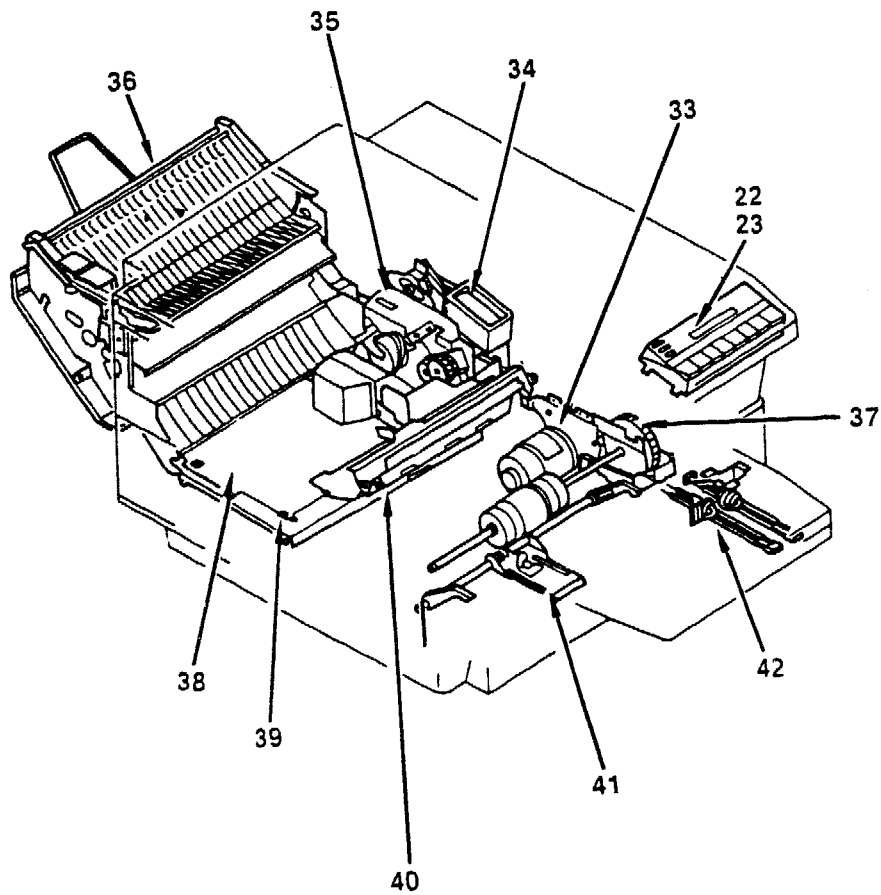


D2122-32A-BD

**Figure 32. Assembly Locations, DEClaser 2200 (Sheet 2 of 3)**

PARTS LIST





D2122-32B-BD

**Figure 32. Assembly Locations, DEClaser 2200 (Sheet 3 of 3)**

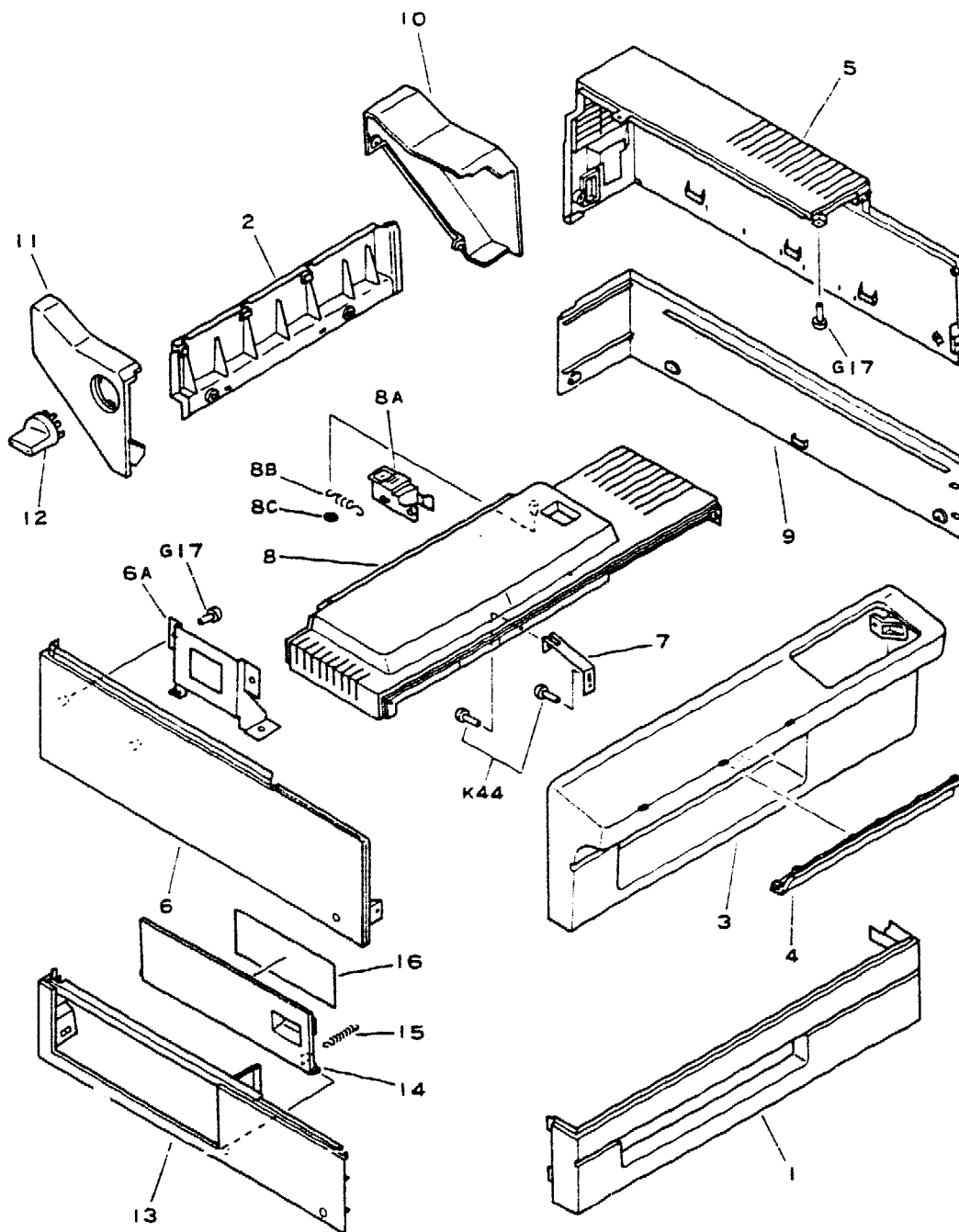
PARTS LIST



FIG. & ITEM NO.	DESCRIPTION	VENDOR PART NO.	DEC PART NO.	USED ON CODE	REF FIG NO.
32-	DEClaser 2200 PRINTER ASSEMBLY (30-32837-02, 100/115V 50/60Hz)		LN06-A2	C	
	DEClaser 2200 PRINTER ASSEMBLY (30-32837-03, 220/240V 50Hz)		LN06-A3	D	
1	*BLOCK ASSEMBLY, MAIN BODY	N/A			44
2	*FEEDER ASSEMBLY	RG1-0938-020			16
3	*FIXING ASSEMBLY (100/115V)		29-28288-01		24
	*FIXING ASSEMBLY (220/240V)		29-28288-02		24
4	**DELIVERY ASSEMBLY, FIXING	RG1-0941-000			18
5	*MODULE ASSEMBLY, FIXING UNIT	RG1-0719-060			29
6	*CHASSIS ASSEMBLY	N/A			35
7	*BODY ASSEMBLY, LOWER MAIN	N/A			36
8	*MOTOR ASSEMBLY, MAIN		29-28280-01		9
9	**DRIVE ASSEMBLY, MAIN		29-28279-01		10
10	*DRIVE ASSEMBLY, PICK-UP ROLLER		29-28278-01		11
11	*ROLLER ASSEMBLY, PAPER PICK-UP		29-28293-01		15
12	*GUIDE ASSEMBLY, TRANSFER		29-28292-01		46
13	*CORONA ASSEMBLY, TRANSFER		29-28277-01		23
14	*PRESSURE ASSEMBLY, PAPER		29-28282-01		6
15	*DELIVERY ASSEMBLY, PAPER		29-28299-01		20
16	*COUPLER ASSEMBLY, DELIVERY	RG1-0967-040			19
17	*LAMP ASSEMBLY, PRE-COND EXP.		29-28276-01		22
18	*SHUTTER ASSEMBLY	RG1-0929-000			21
19	*ELECTRICAL COMPONENTS ASSEMBLY (100/115V)		29-28289-01	C	25
	*ELECTRICAL COMPONENTS ASSEMBLY (220/240V)		29-28289-02	D	25
20	**MODULE ASSEMBLY, SOLENOID/SENSOR		29-28301-01		25
21	**MODULE ASSEMBLY, DC POWER SUPPLY (110/115V)	RG1-2076-000		C	25
	*MODULE ASSEMBLY, DC POWER SUPPLY (220/240V)	RG1-2078-060		D	25
22	*PANEL ASSEMBLY, DISPLAY		29-28305-01		39
23	**MODULE ASSEMBLY, DISPLAY	SG5-4160-000			39
24	*MODULE ASSEMBLY, DC CONTROLLER		29-28290-01		37
25	*Module Assembly, ROM	SG5-4163-000			
26	*ENCLOSURE ASSEMBLY, BOTTOM	N/A			37
27	*MODULE ASSEMBLY, VIDEO CONTROLLER		29-28306-01		27
28	*MODULE ASSEMBLY, INTERFACE		29-28275-01		28
29	*HINGE ASSEMBLY (RIGHT)	RG1-1435-000			7
	*HINGE ASSEMBLY (LEFT)	RG1-1436-000			7
30	*Module Assembly, Fixing Heater	RG1-1438-030			
31	*POWER INLET ASSEMBLY	N/A			5
32	*Module Assembly, AC Driver (100/115V)	RG1-1892-000		C	
	*Module Assembly, AC Driver (220/240V)	RG1-1893-000		D	

FIG.& ITEM NO.	DESCRIPTION	VENDOR PART NO.	DEC PART NO.	USED ON CODE	REF FIG NO.
32-					
33	*MOTOR ASSEMBLY, DUPLEXING UNIT		29-28295-01		41
34	*DRIVE ASSEMBLY, INVERTER		29-28297-01		43
35	*DRIVE ASSEMBLY, PAPER ALIGNMENT GUIDE		29-28296-01		42
36	*INVERTER ASSEMBLY	RG1-1936-000			50
37	*ROLLER ASSEMBLY, LOWER PICK-UP		29-28294-01		45
38	*GUIDE ASSEMBLY 1, DUPLEXING UNIT UPPER	RG1-1344-040			48
39	*GUIDE ASSEMBLY, DUPLEXING UNIT LOWER	RG1-1343-020			47
40	*GUIDE ASSEMBLY 2, DUPLEXING UNIT UPPER	RG1-1345-040			49
41	*PRESSURE ASSEMBLY, LOWER		29-28300-01		38
42	*CABLE ASSEMBLY, LASER/SCANNER (DECLaser 2200)	RG1-1370-040			40
43	*COVER ASSEMBLY, UPPER	N/A			34
44	*CASSETTE (A4/LGL/LTR/EXEC)	N/A			12
	*CASSETTE (X1)	N/A			13
45	*PANELS and EXTERNAL COVERS, ETC.	N/A			33
	MISCELLANEOUS (Not Shown)				
	*CABLE ASSEMBLY 5, PANEL	SG5-4026-000			51
	*CABLE ASSEMBLY 6, PANEL	SG5-4027-000			51
	*Kit, Toner/Supplies Cartridge		LNXX-AC		
	*KIT, POSTSCRIPT UPGRADE		LN06R-UB		
	**Cartridge, Postscript (30-33644-05)		LNXXR-PS		
	**Module, Expansion RAM 2MB (20-32802-01)		LNXX-VE		
	*KIT, SCREW (DEC)		29-28314-01		
	**Screw, Binding Hd Machine (E19)	XB1-2300-606			
	**Screw, Binding Hd Machine (E21)	XB1-2300-609			
	**Screw	XA9-0375-000			
	**Screw, Self Tap (G17)	XB4-7300-609			
	**Screw	XB9-0397-000			

FIG.& ITEM NO.	DESCRIPTION	VENDOR PART NO.	DEC PART NO.	USED ON CODE	REF FIG NO.
32-	COUNTRY KITS (Not Shown)				
	*COUNTRY KIT, DENMARK		LN06X-KD	D	
	**Cord. Power		17-00310-08		
	*COUNTRY KIT, UK/IRELAND		LN06X-KE	D	
	**Cord. Power		17-00209-10		
	*COUNTRY KIT, ITALY		LN06X-KI	D	
	(w/IT./FR./DUTCH DOC)				
	**Cord. Power		17-00364-10		
	*COUNTRY KIT, ISRAEL		LN06X-KT	D	
	**Cord. Power		17-00457-10		
	*COUNTRY KIT, AUSTRALIA/NEW ZEALAND		LN06X-KZ	D	
	**Cord. Power		17-00198-09		
	*COUNTRY KIT, SWISS		LN06X-MB	D	
	(W/IT./FR./GR./DUTCH DOC)				
	**Cord. Power		17-00210-07		
	*COUNTRY KIT, SWEDEN/FINLAND/ NORWAY/SPAIN/PORTUGAL		LN06X-MC	D	
	**Cord. Power		17-00199-14		
	*COUNTRY KIT, CENTRAL EUROPE (BELGIUM/FRANCE/HOLLAND/GERMANY/ AUSTRIA, W/IT./FR./GR./DUTCH DOC)		LN06X-MD	D	
	**Cord. Power		17-00199-14		
	**Cable Assembly, 06 Cond. Shielded		17-01364-01		

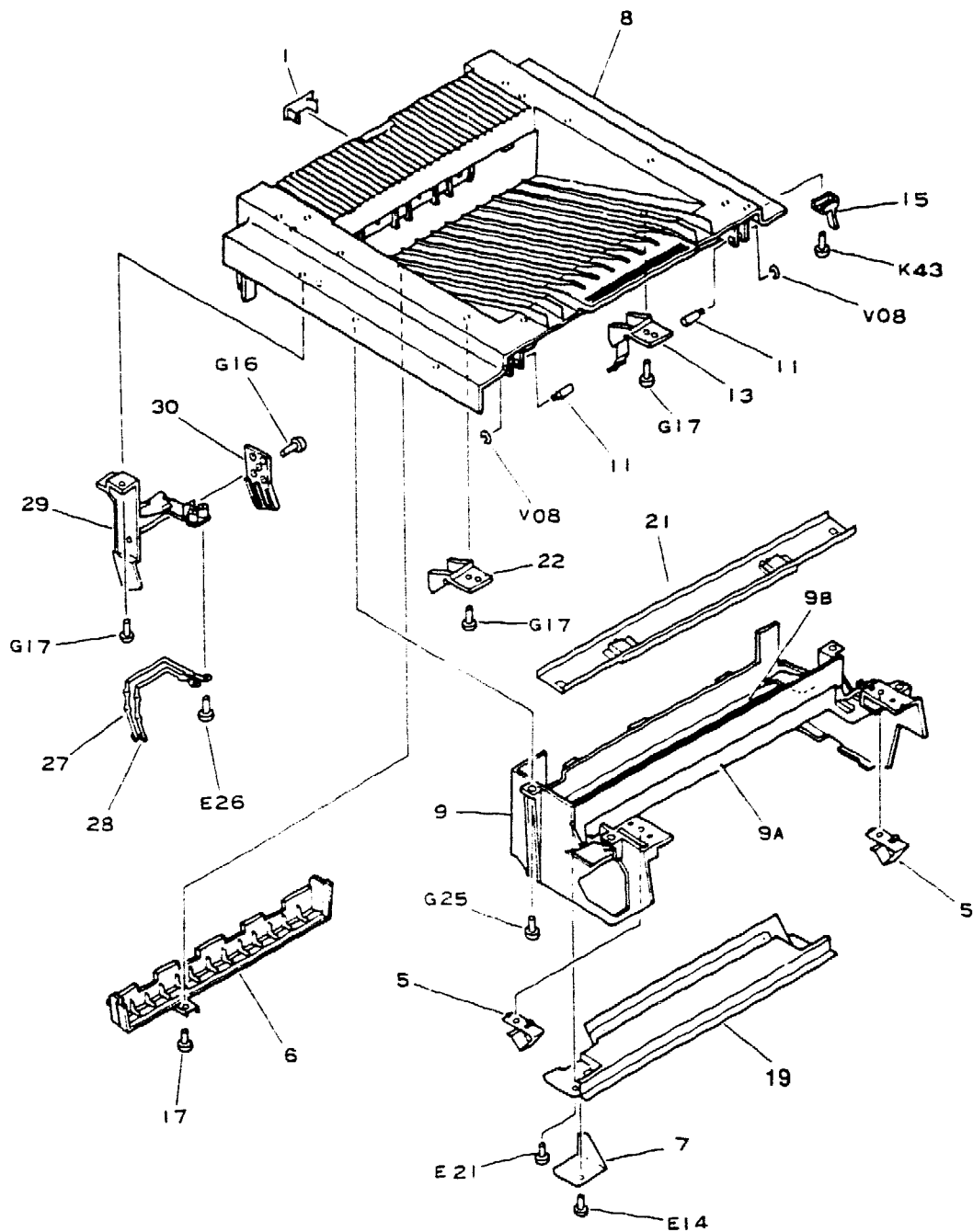


D2122-33-BD

Figure 33. Panels and External Covers, Etc.

# PARTS LIST

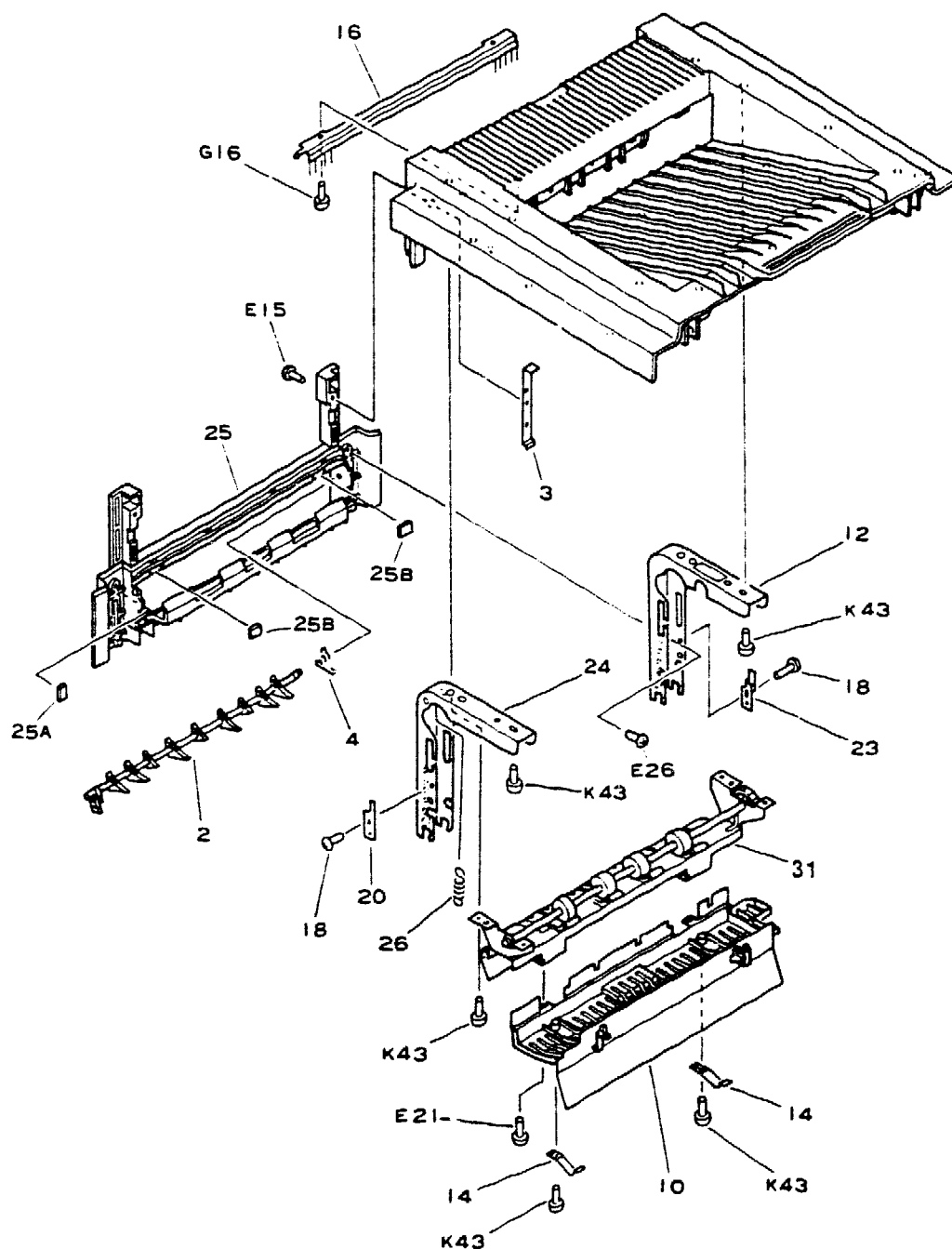
FIG. & ITEM NO.	DESCRIPTION	VENDOR PART NO.	DEC PART NO.	USED ON CODE	REF FIG NO.
33-	PANELS and EXTERNAL COVERS, ETC.	N/A			32
1	*Panel, Front Lower (A)	RA1-9808-000			
2	*Panel, Rear	RA1-9816-000			
3	*Panel, Front Lower (B)	RA1-9812-000			
4	*Panel, Blanking	RA1-9809-000			
5	*Panel, Right	RF1-2709-000			
6	*Panel, Left	RF9-0767-000			
7	*Plate, Panel	RA1-8033-000			
8	*PANEL, FRONT UPPER	RG9-0704-000			
8A	**Button, Release	RA1-9795-000			
8B	**Spring, Tension	RS1-2149-000			
8C	**Nut, Push	XA9-0135-000			
9	*Panel, Right Lower	RA1-9813-000			
10	*Cover, Right	RA1-9817-000			
11	*Cover, Left	RA1-9818-000			
12	*Knob	RA1-9819-000			
13	*Panel, Left Lower	RA1-8036-000			
14	*Door, Left	RA1-9815-000			
15	*Spring, Tension	RS1-2205-000			
16	*Label, Jam Instruction	RS1-8733-000			



D2122-34-BD

Figure 34. Cover Assembly, Upper (Sheet 1 of 2)

PARTS LIST



D2122-34A-BD

Figure 34. Cover Assembly, Upper (Sheet 2 of 2)

# PARTS LIST



FIG.& ITEM NO.	DESCRIPTION	VENDOR PART NO.	DEC PART NO.	USED ON CODE	REF FIG NO.
34-	COVER ASSEMBLY, UPPER	N/A			32
1	*Cover	RA1-9811-000			
2	*Flapper, Delivery	RA1-9821-000			
3	*Plate	RA1-6144-000			
4	*Spring, Torsion	RA1-6146-000			
5	*Spring, Torsion	RA1-6146-000			
6	*Cover, Lower Delivery	RA1-9799-000			
7	*Cover	RA1-4079-000			
8	*Panel, Upper	RF1-2710-000			
9	*GUIDE, CARTRIDGE	RF1-0947-000			
9A	**Sheet A, Mylar	RA1-4040-000			
9B	**Plate, Shield	RA1-4041-000			
10	*Cover, Heater	RA1-4038-020			
11	*Shaft, Lock	RA1-4042-000			
12	*Bar, B	RA1-4030-060			
13	*Spring, Left Mirror	RF1-0929-000			
14	*Spring, Leaf	RA1-4045-020			
15	*Lever, Switch	RA1-4046-020			
16	*Eliminator, Static Charge	RA1-4047-020			
17	*Screw, Stepped M3	XA9-0342-000			
18	*Screw, M3 x 6	XA9-0233-000			
19	LAMP ASSEMBLY, PRE-COND. EXP. (See Note)		29-28276-01		22
20	*Plate, Left Lock	RA1-5256-020			
21	*Mirror Assembly	RG0-0052-000			
22	*Spring, Right Mirror	RF1-0926-000			
23	*Plate, Spring Stop	RA1-7151-000			
24	*Bar, A	RF9-0603-070			
25	*PANEL, DELIVERY	RF1-2982-000			
25A	**Cushion	RA1-6145-020			
25B	**Cushion	RA1-6147-000			
26	*Spring, Tension	RS1-2152-000			
27	*Spring A, Grounding	RA1-4034-000			
28	*Spring B, Grounding	RA1-4035-000			
29	*Arm	RA1-4036-000			
30	*Cover	RA1-4048-000			
31	DELIVERY ASSEMBLY, PAPER (See Note)		29-28299-01		20
	NOTE: This item not part of this assembly. Shown for reference only.				

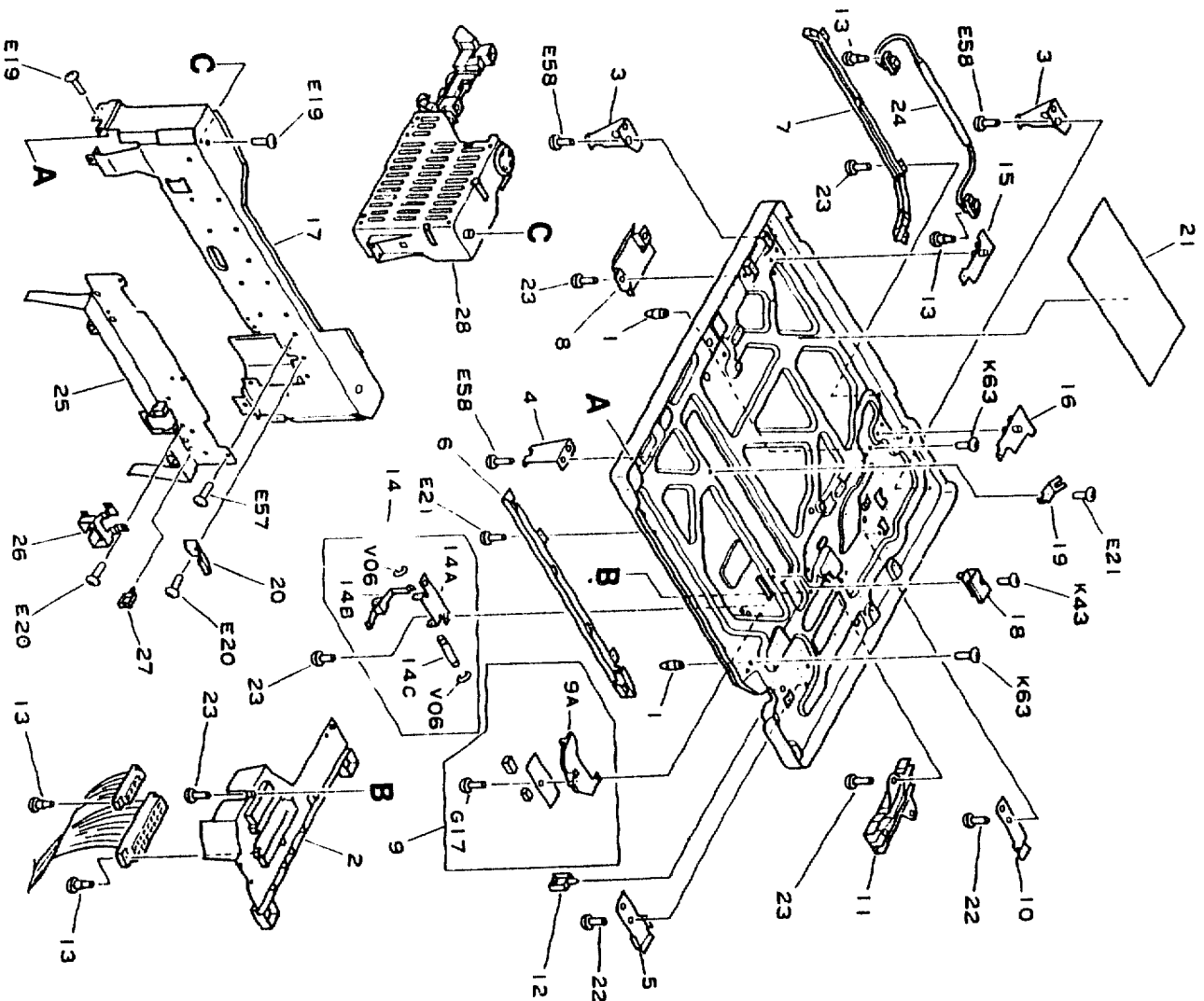


Figure 35. Chassis Assembly

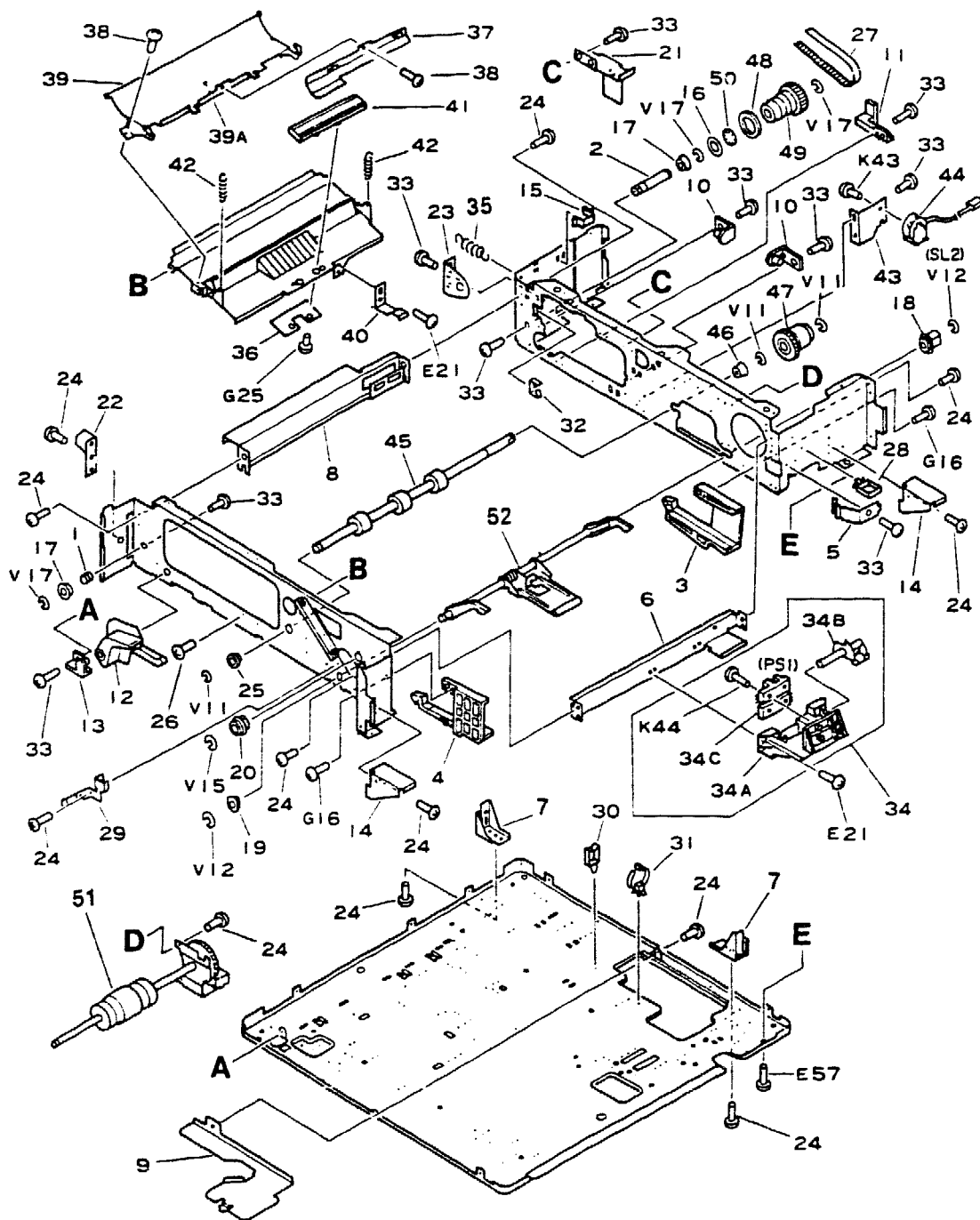
D2122-35-BD

PARTS LIST

- 65 -

IPB-D2122

FIG.& ITEM NO.	DESCRIPTION	VENDOR PART NO.	DEC PART NO.	USED ON CODE	REF FIG NO.
35-	CHASSIS ASSEMBLY	N/A			32
1	*Pivot	RA1-6189-000			
2	*Mount, Connector	RA1-6190-000			
3	*Plate, Mount A	RA1-6191-000			
4	*Plate, Mount B	RA1-6192-000			
5	*Plate, Terminal A	RA1-6194-000			
6	*Plate, Front Cover	RA1-6195-000			
7	*Plate, Rear Cover	RA1-6196-000			
8	*Cover, Connector	RA1-6197-000			
9	*Module Assembly, Size Sensor	RG9-0605-000			
9A	*Mount, Size Sensing	RA1-6198-00			
10	*Plate, Terminal B	RA1-6199-000			
11	*Holder, Cord	RA1-6200-000			
12	*Clip	WT2-0317-000			
13	*Screw, Stepped M3	RA9-0621-000			
14	*SENSING ASSEMBLY, UPPER SIZE	RG1-1339-000			
14A	**Mount, Size Sensing	RA1-6201-000			
14B	**Lever, Size Sensing	RA1-6202-000			
14C	**Shaft, Arm	RA1-4637-020			
15	*Plate, Left Pin (110/115V)	RA1-4167-020			
	*Plate, Left Pin (220/240V)	RA1-2337-000			
16	*Plate, Right Pin	RA1-4168-020			
17	*Plate, Front Support	RA1-6331-000			
18	*Cover, Lever	RA1-4638-020			
19	*Spring, Leaf	RA1-4317-000			
20	*Plate, Grounding	RA1-8011-000			
21	*Cover, Insulation	RA1-5423-000			
22	*Screw, w/Washer M3 x 6	FA9-1449-000			
23	*Screw, TP M3 x 6	XA9-0267-000			
24	*Cable Assembly	RG1-0905-000			
25	*Guide, Envelope Feeder	RA1-8148-000			
26	*Plate	RA1-8149-000			
27	*Clip	WT2-0317-000			
28	*Transformer Assembly, High-Voltage		29-28273-01		



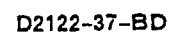
D2122-36-BD

Figure 36. Body Assembly, Lower Main

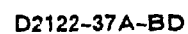
PARTS LIST

FIG. & ITEM NO.	DESCRIPTION	VENDOR PART NO.	DEC PART NO.	USED ON CODE	REF FIG NO.
36-	BODY ASSEMBLY, LOWER MAIN	N/A			32
1	*Pivot, Right	RS1-5142-000			
2	*Pivot, Left	RS1-5143-000			
3	*Guide, Right Cassette	RA1-6167-000			
4	*Guide, Left Cassette	RA1-6168-000			
5	*Spring, Leaf	RA1-6169-000			
6	*Plate	RA1-6170-000			
7	*Plate, Support	RA1-6312-000			
8	*Member, Cross	RA1-6174-000			
9	*Cover, Connector Module	RA1-6310-000			
10	*Plate, Hinge	RA1-6305-000			
11	*Holder, Shaft	RA1-6306-000			
12	*Lever, Release	RA1-6308-000			
13	*Holder, Lever	RA1-6309-000			
14	*Plate, Support	RA1-6313-000			
15	*Holder, Cable	RA1-6314-000			
16	*Flange, Pulley	RA1-6323-000			
17	*Bushing	RS1-1025-000			
18	*Bushing	RS1-1027-000			
19	*Bushing	RS1-1028-000			
20	*Bushing	RS1-1030-000			
21	*Cover, Belt	RA1-6293-000			
22	*Plate	RA1-6330-000			
23	*Plate, Mount	RA1-6339-000			
24	*Screw, TP M3 x 6	XA9-0267-000			
25	*Bushing	FS1-1188-000			
26	*Screw, Pan Hd M3	XA9-04.0-000			
27	*Belt, 140T Timing	XF9-0203-000			
28	*Clip	WT2-0250-000			
29	*Damper	RF1-2312-000			
30	*Clip	WT2-0317-000			
31	*Clip	WT2-0365-000			
32	*Clip, Cable	WT2-0136-000			
33	*Screw, TP M3 x 6	XA9-0397-000			
34	*SENSOR ASSEMBLY, LOWER PAPER	RG1-1341-030			
34A	**Guide, Paper Holder	RA1-6206-030			
34B	**Arm, Sensor	RA1-6207-000			
34C	**Photo-Interrupter Unit	FH7-7038-000			
35	*Spring, Tension	RS1-2217-000			
36	*Plate, Balance	RA1-7150-000			
37	*Plate, Guide	RA1-6213-000			

FIG.& ITEM NO.	DESCRIPTION	VENDOR PART NO.	DEC PART NO.	USED ON CODE	REF FIG NO.
36-					
38	*Screw, TP M3 x 6	XA9-0397-000			
39	*GUIDE, 3	RF1-2314-020			
39A	**Sheet	RA1-6303-000			
40	*Spring, Leaf	RA1-6211-000			
41	*Pad, Separation		29-28307-01		
42	*Spring, Tension	RA1-3871-000			
43	*Mount, Solenoid	RA1-6173-000			
44	*Solenoid, 24V DC	RH7-5013-000			
45	*Shaft, Roller	RA1-6304-000			
46	*Bushing	FS1-1213-000			
47	*Clutch	RA1-6322-000			
48	*Washer	RA1-6318-000			
49	*Gear, 25T	RS1-3038-000			
50	*Washer, Inner Toothed	XD9-0087-000			
51	ROLLER ASSEMBLY, PAPER PICK-UP (See Note)		29-28293-01		15
52	PRESSURE ASSEMBLY, LOWER (See Note)		29-28300-01		38
NOTE: This item not part of this assembly. Shown for reference only.					



## PARTS LIST



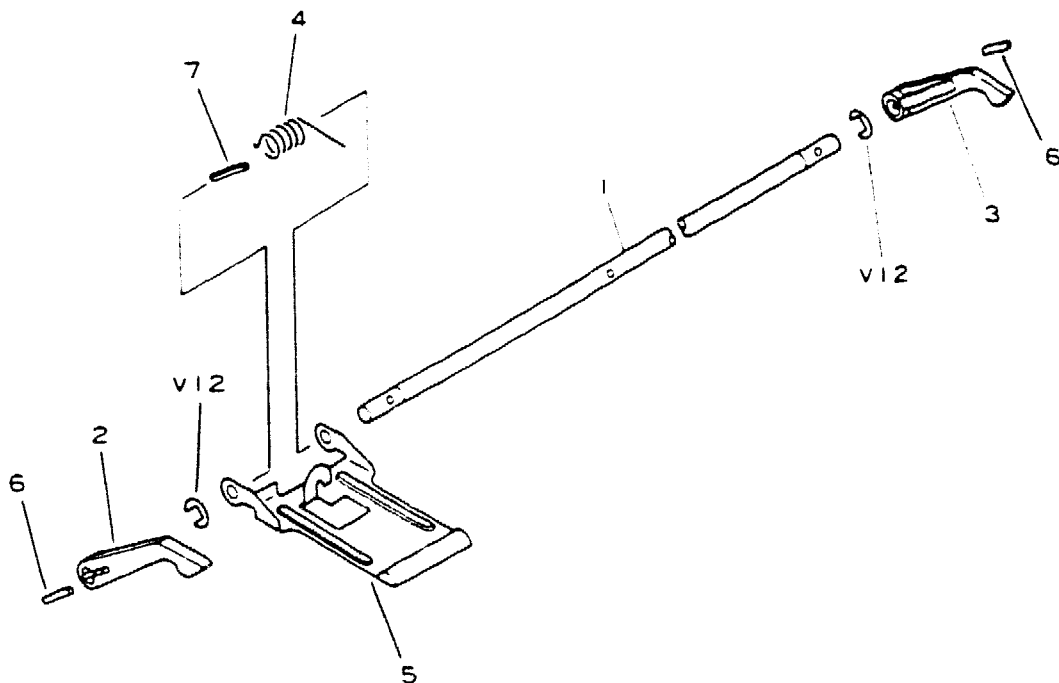
IPB-D2122



FIG.& ITEM NO.	DESCRIPTION	VENDOR PART NO.	DEC PART NO.	USED ON CODE	REF FIG NO.
37-	ENCLOSURE ASSEMBLY, BOTTOM	N/A			32
1	*Cover, Sensor Lever	RA1-6180-000			
2	*Cap, Dust	RA9-0637-000			
3	*Cover, Bottom	RF1-2552-000			
4	*Knob	RA1-8136-000			
5	*Plate, Blank	RA1-8140-000			
6	*Guide, Upper Cartridge	RA1-7991-000			
7	*Support-4, Module	RA1-6131-020			
8	*Foot	RA1-6329-000			
9	*Support, Module	RA1-4120-000			
10	*Stand	RA1-4120-000			
11	*Guide, D-ROM Module (Center)	RA1-7997-000			
12	*Guide, Expansion Module (Right)	RA1-7998-000			
13	*Guide, Expansion Module (Left)	RA1-4135-000			
14	*FRAME, FONT CARD	RF9-0668-000			
14A	**Support, Panel	RA1-7994-000			
15	*Screw, w/Washer M3 x 6	FA9-1449-000			
16	*Plate	RA1-7995-000			
17	*Plate, Shield	RA1-7993-000			
18	*Cable, Feeder	RG1-1946-000			
19	*SENSOR ASSEMBLY, LOWER SENSOR	RG1-1337-030			
19A	**Lever	RA1-6186-020			
19B	**Mount, Lever	RA1-8088-000			
19C	**Shaft, Arm	RA1-4637-020			
20	*Connector	RH2-5051-000			
21	*Mount, Module	RA1-6326-000			
22	*Cap, Dust	W56-0104-000			
23	*Fiber, Optical	5109-000			
24	*Fan, 24V DC		29-28271-01		
25	*Mount, Switch Lever	RA1-6315-000			
26	*Plate, Lever	RA1-5102-000			
27	*Screw, Stepped	FS1-9166-000			
28	*Screw, TP M3 x 6	XA9-0258-000			
29	*Screw, Binding	XA9-0258-000			
30	*Screw, M3	XA9-0334-000			
31	*Screw, w/Toothed Washer M3 x 8	XA9-0389-000			

FIG. & ITEM NO.	DESCRIPTION	VENDOR PART NO.	DEC PART NO.	USED ON CODE	REF FIG NO.
37-					
32	*CABLE ASSEMBLY. LASER/SCANNER (DECLASER 2200)	RG1-1370-040			40
33	*MODULE ASSEMBLY. INTERFACE	SG5-4155-000			28
34	MODULE ASSEMBLY. DC CONTROLLER (See Note)		29-28290-01		32
35	MODULE ASSEMBLY. VIDEO CONTROLLER (See Note)		29-28306-01	CD	27
	NOTE: This item not part of this assembly. Shown for reference only.				

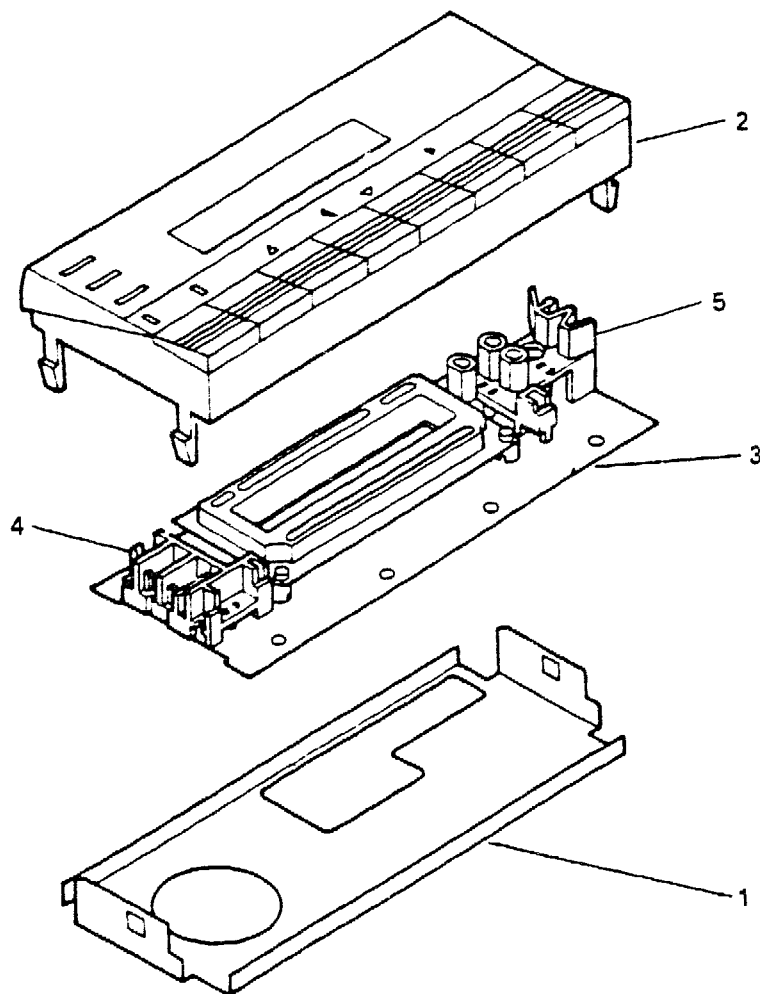
FIG. & ITEM NO.	DESCRIPTION	VENDOR PART NO.	DEC PART NO.	USED ON CODE	REF FIG NO.
38-	PRESSURE ASSEMBLY, LOWER		29-28300-01		32, 36
1	*Shaft	RA1-6212-000			
2	*Cam, Left	RA1-3911-000			
3	*Cam, Right	RA1-3912-000			
4	* Spring	RS1-2100-000			
5	*Plate, Cassette	RF1-0918-000			
6	*Pin, Spring 2 x 14	XD9-0083-000			
7	*Pin, Spring 2.5 18	XD9-0084-000			



D2122-38-BD

Figure 38. Pressure Assembly, Lower

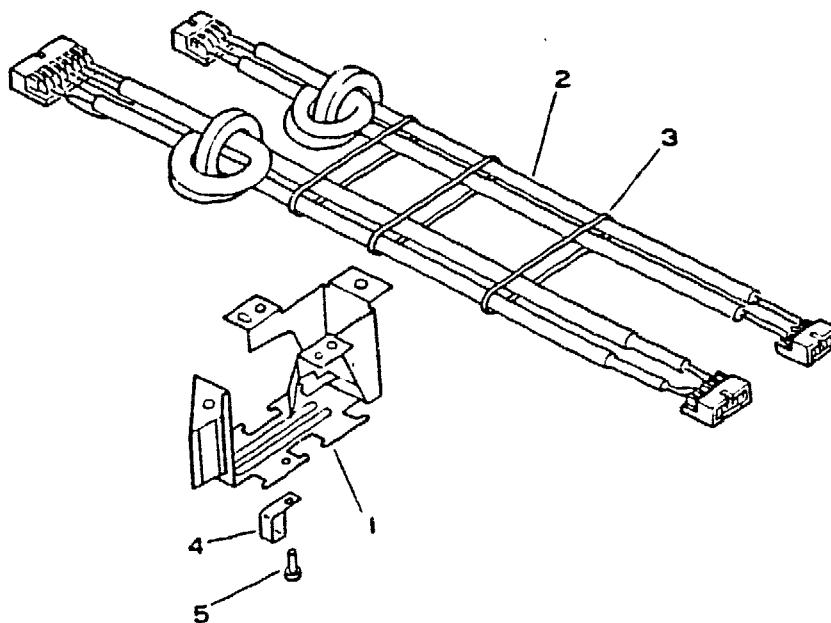
FIG.& ITEM NO.	DESCRIPTION	VENDOR PART NO.	DEC PART NO.	USED ON CODE	REF FIG NO.
39-	PANEL ASSEMBLY, DISPLAY		29-28305-01		32
1	*Plate	RA1-8146-000			
2	*Panel, Display	RF1-2553-000			
3	*MODULE ASSEMBLY, DISPLAY	SG5-4160-000			
4	**Spacer, LED	SA5-4383-000			
5	**Spacer, LCD	SA5-4384-000			



D2122-39-BD

**Figure 39. Panel Assembly, Display**

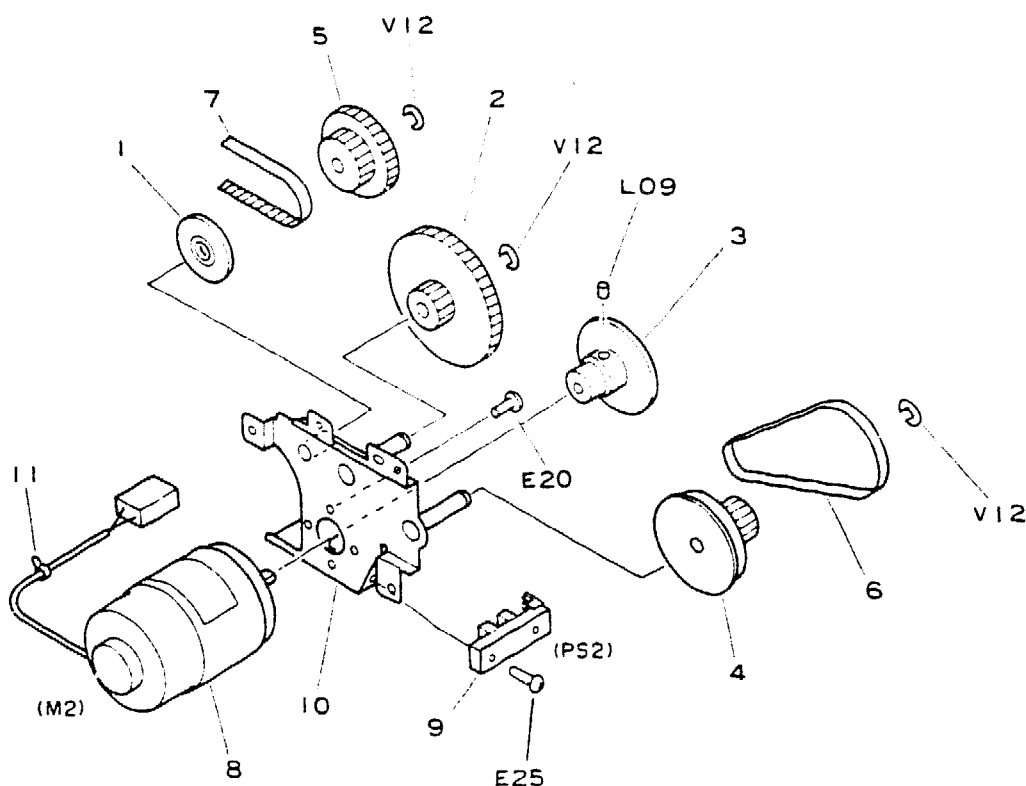
FIG. & ITEM NO.	DESCRIPTION	VENDOR PART NO.	DEC PART NO.	USED ON CODE	REF FIG NO.
40-	CABLE ASSEMBLY, LASER/SCANNER (DEClaser 2200)	RG1-1370-040			32, 37
1	*Holder, Core	RA1-6338-020			
2	*Cable, Laser/Scanner	RG1-1320-000			
3	*Tie, Cable	WT2-0030-000			
4	*Plate, Grounding	RA1-8147-000			
5	*Screw, TP M3 x 6	XA9-0267-000			



D2122-40-BD

**Figure 40. Cable Assembly, Laser/Scanner (DEClaser 2200)**

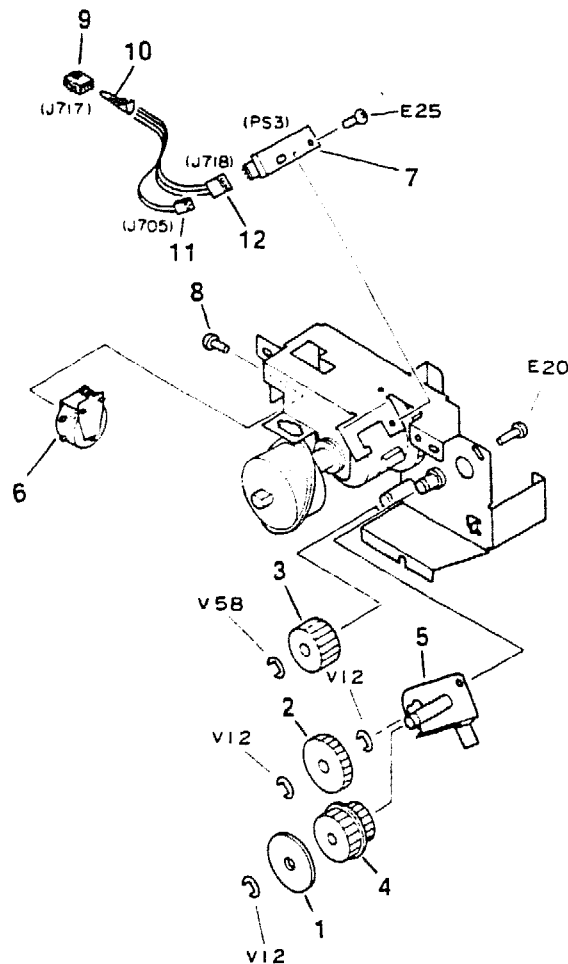
FIG. & ITEM NO.	DESCRIPTION	VENDOR PART NO.	DEC PART NO.	USED ON CODE	REF FIG NO.
41-	MOTOR ASSEMBLY, DUPLEXING UNIT		29-28295-01		32
1	*Flange, Gear	RA1-6256-000			
2	*Gear, 54T/14T	RS1-0216-000			
3	*Pulley	RG1-3039-000			
4	*Gear, 14T	RS1-3040-000			
5	*Gear, 32T	RS1-3041-000			
6	*Belt, 180T Timing	XF9-0201-000			
7	*Belt, 339T Timing	XF9-0202-000			
8	*Motor, 20V DC	RH7-1073-000			
9	*Photosensor	FH7-7052-000			
10	*Bracket, Motor	RF1-2064-000			
11	*Tie, Cable	WT2-0030-000			



D2122-41-BD

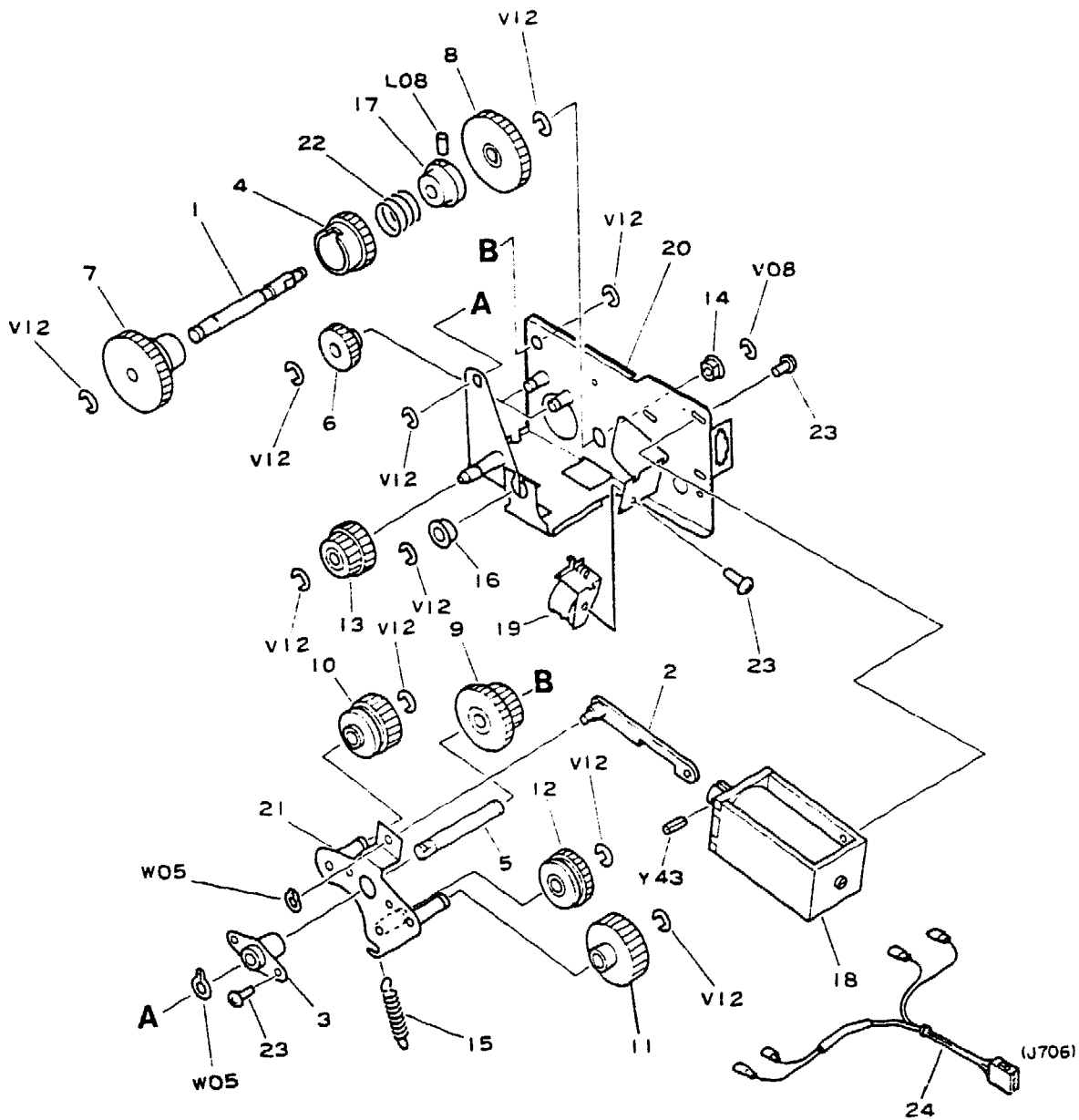
Figure 41. Motor Assembly, Duplexing Unit

FIG. & ITEM NO.	DESCRIPTION	VENDOR PART NO.	DEC PART NO.	USED ON CODE	REF FIG NO.
42-	DRIVE ASSEMBLY, PAPER ALIGNMENT GUIDE		29-28296-01		32
1	*Flange	RA1-6247-000			
2	*Gear, 23T	RS1-0217-000			
3	*Gear, 17T	RS1-0218-000			
4	*Gear, 24T/17T	RS1-3042-000			
5	*Plate, Belt Adjusting	RS1-2070-000			
6	*Solenoid, 24V DC	RH7-7038-000			
7	*Photo-Interrupter Unit	FH7-7038-000			
8	*Screw, TP M3 x 6	XA9-0397-000			
9	*Connector, SP Female	VS3-0108-000			
10	*Pin Contact, 20-30 AWG	WS3-0885-000			
11	*Connector, Female 2P	VS1-0192-002			
12	*Connector, Female 3P	VS1-0193-003			



D2122-42-BD

Figure 42. Drive Assembly, Paper Alignment Guide



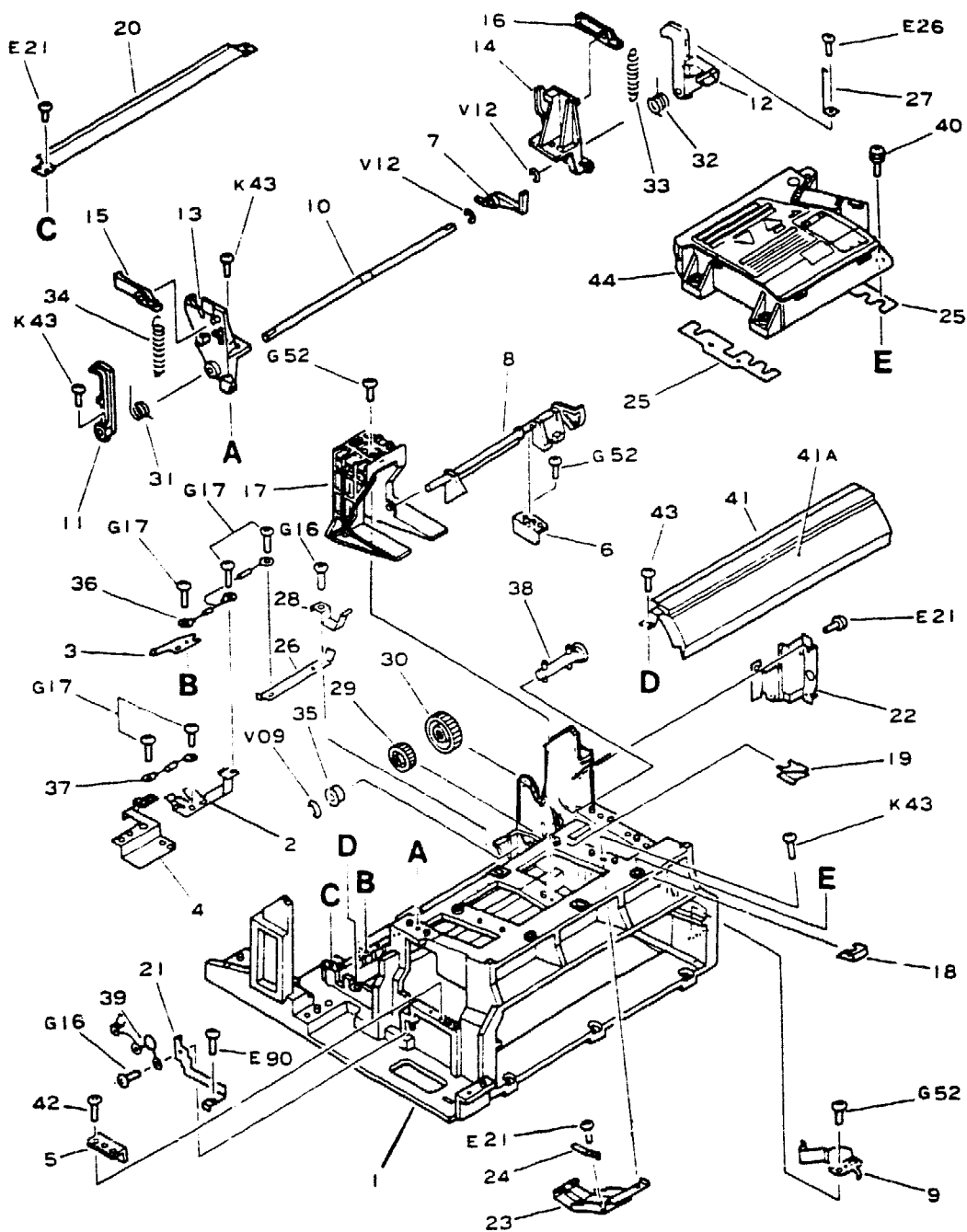
D2122-43-BD

**Figure 43. Drive Assembly, Inverter**

**PARTS LIST**



FIG. & ITEM NO.	DESCRIPTION	VENDOR PART NO.	DEC PART NO.	USED ON CODE	REF FIG NO.
43-	DRIVE ASSEMBLY, INVERTER		29-28297-01		32
1	*Shaft, Clutch	RA1-6252-020			
2	*Rod, Connecting	RA1-6253-000			
3	*Plate, Bushing	RA1-6254-000			
4	*Ring, Ratchet	RA1-6255-000			
5	*Shaft, Drive	RA1-6257-000			
6	*Gear, 16T	RS1-0219-000			
7	*Gear, 32T	RS1-0222-000			
8	*Gear, 32T	RS1-0223-000			
9	*Gear, 17T/25T	RS1-0224-000			
10	*Gear, 20T	RS1-0225-000			
11	*Gear, 25T	RS1-0226-000			
12	*Gear, 20T	RS1-0227-000			
13	*Gear, 16/19T	RS1-0228-000			
14	*Bushing	RS1-1029-000			
15	*Spring, Tension	RS1-2210-000			
16	*Bushing	RS1-1213-000			
17	*Drum, Clutch	FA3-5964-000			
18	*Solenoid	RH7-5017-000			
19	*Solenoid, Clutch	RH7-5020-000			
20	*Bracket, Inverter Drive	RF1-2066-000			
21	*Plate, Inverter Drive	RF1-2067-000			
22	*Spring, Clutch	RS1-2211-000			
23	*Screw, TP M3 x 6	XA9-0397-000			
24	*Cable	RG1-1391-000			



D2122-44-BD

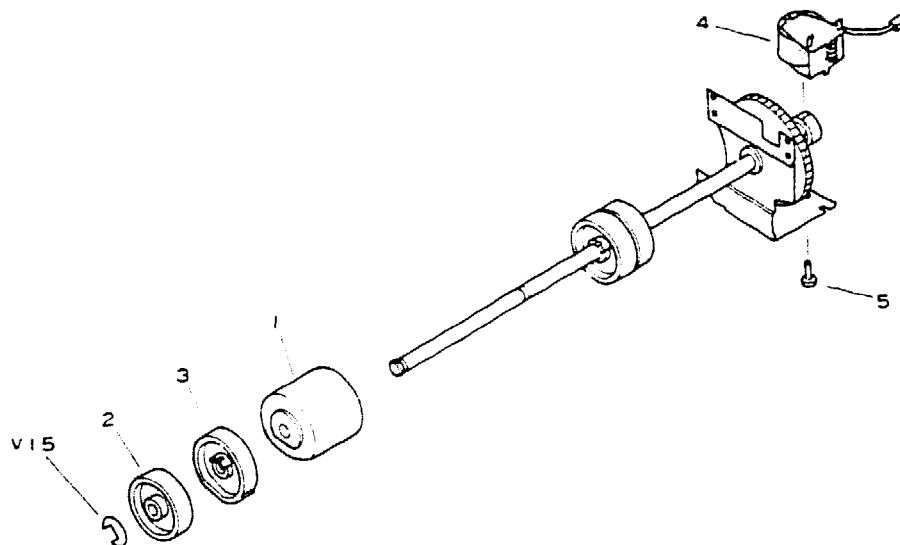
**Figure 44. Block Assembly, Main Body**

**PARTS LIST**

FIG. & ITEM NO.	DESCRIPTION	VENDOR PART NO.	DEC PART NO.	USED ON CODE	REF FIG NO.
44-	BLOCK ASSEMBLY, MAIN BODY	N/A			32
1	*Block, Main Body	RA1-6134-000			
2	*Plate A, Grounding	RA1-3822-000			
3	*Plate, Grounding	RA1-5479-000			
4	*Plate C, Grounding	RA1-3824-000			
5	*Guide, Left Cassette	RA1-3825-040			
6	*Guide, Right Cassette	RA1-3826-040			
7	*Arm, Shutter	RA1-3827-000			
8	*Arm, Paper Sensing	RA1-3828-040			
9	*Spring, Leaf	RF1-2129-000			
10	*Shaft, Hook	RA1-3830-000			
11	*Hook, Left	RA1-3831-000			
12	*Hook, Right	RA1-3832-000			
13	*Guide, Left Hook	RA1-3833-000			
14	*Guide, Right Hook	RA1-3834-000			
15	*Lifter, Left	RA1-3835-000			
16	*Lifter, Right	RA1-3836-000			
17	*Guide, Auxiliary	RA1-3837-000			
18	*Nut A, Plate	RA1-3838-000			
19	*Nut B, Plate	RA1-3839-000			
20	*Guide, Upper Transfer	RA1-3864-000			
21	*Plate, Grounding	RA1-4318-000			
22	*Plate, Block	RA1-4319-000			
23	*Cover, Shutter	RA1-4320-000			
24	*Spring, Leaf	RA1-4321-000			
25	*Washer	RA1-5396-000			
26	*Plate, Grounding	RA1-5480-000			
27	*Plate, Hook	RA1-6084-000			
28	*Spring, Leaf	RA1-6340-000			
29	*Gear, 19T	RS1-0105-000			
30	*Gear, 57T	RS1-0106-000			
31	*Spring, Torsion	RS1-2095-000			
32	*Spring, Torsion	RS1-2096-000			
33	*Spring, Tension	RS1-2097-000			
34	*Spring, Tension	RS1-2112-000			
35	*Bearing, Ball	XG3-6010-303			

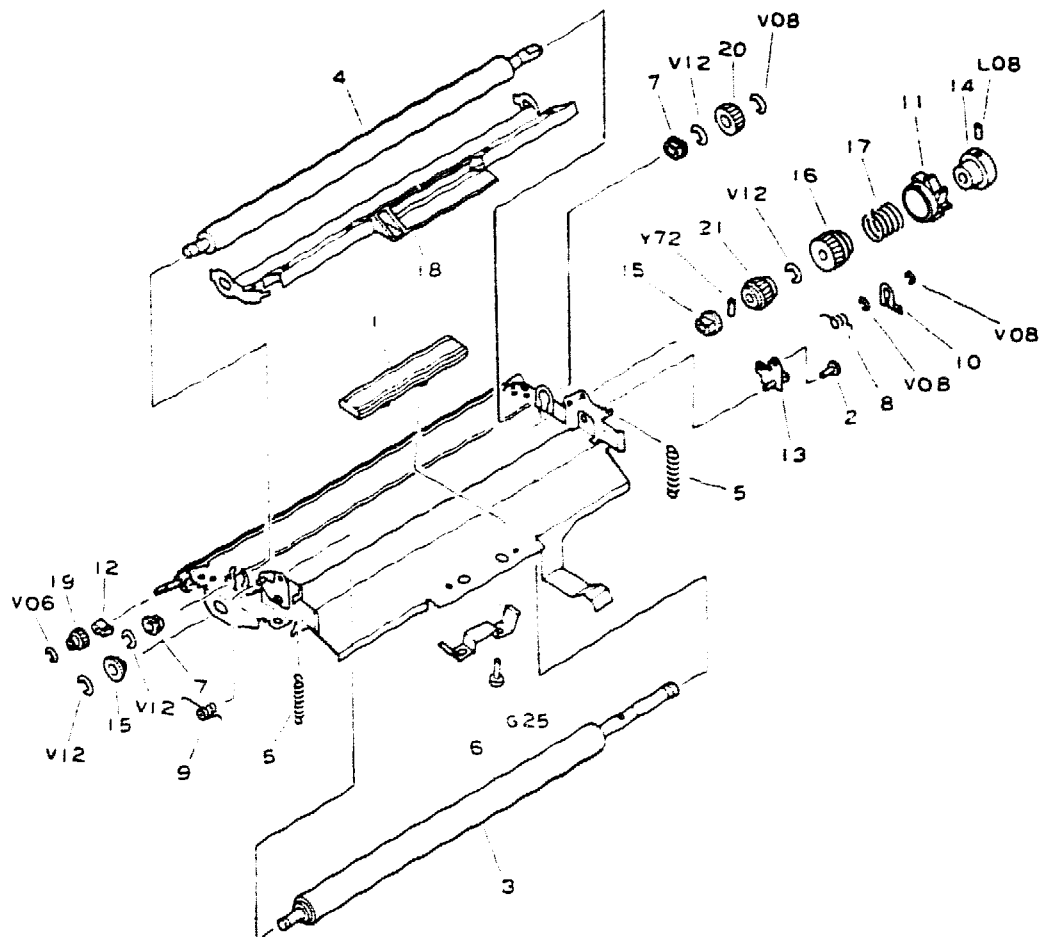
FIG. & ITEM NO.	DESCRIPTION	VENDOR PART NO.	DEC PART NO.	USED ON CODE	REF FIG NO.
44-					
36	*Resistor, 1/4W 15MOHM	RF1-2118-000			
37	*Resistor, 1/4 W 1KOHM	RF1-0841-000			
38	*Shaft, Drum Drive	RF1-0988-000			
39	*Capacitor	RF1-2163-000			
40	*Screw, M3 x 25	XA9-0375-000			
41	*GUIDE ASSEMBLY, PAPER PICK-UP	RF1-2073-000			
41A	**Sheet	RA1-6302-000			
42	*Screw, Tapping	XB4-7401-009			
43	*Screw, TP M3 x 6	XA9-0397-000			
44	*Laser/Scanner Assembly		29-28274-01		

FIG. & ITEM NO.	DESCRIPTION	VENDOR PART NO.	DEC PART NO.	USED ON CODE	REF FIG NO.
45-	ROLLER ASSEMBLY, LOWER PICK-UP		29-28294-01		32
1	*Roller, Pick-Up	RA1-8449-000			
2	*Roller	RA1-8087-000			
3	*Cam	RA1-3855-000			
4	*Solenoid, 24V DC	RH7-5013-000			
5	*Screw, TP M3 x 6	XA9-0397-000			



D2122-45-BD

**Figure 45. Roller Assembly, Lower Pick-Up**



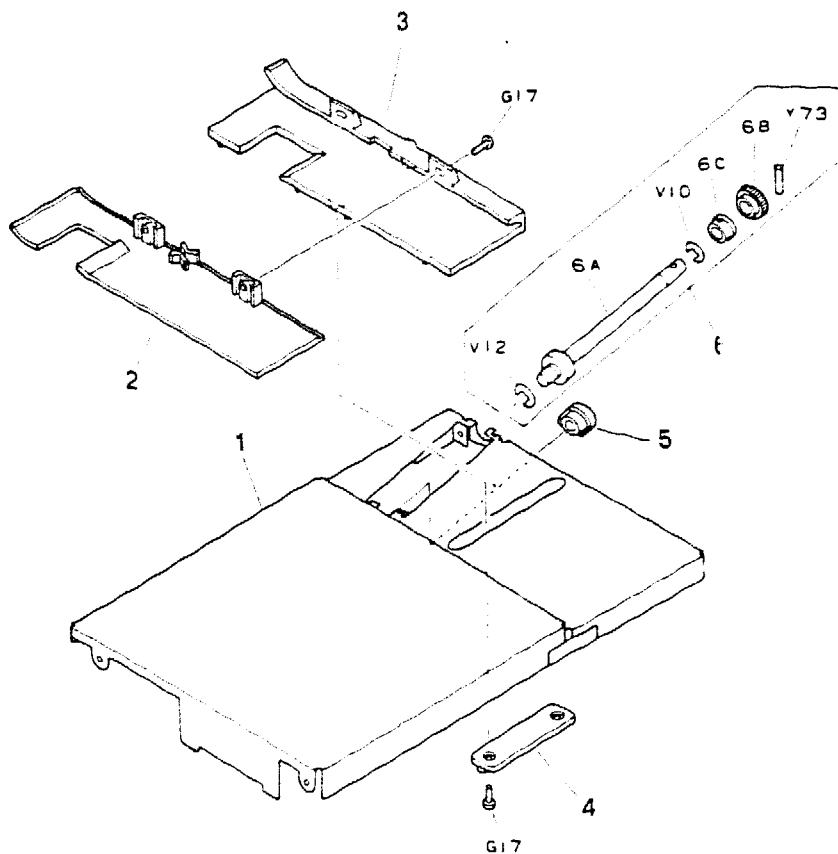
D2122-46-BD

Figure 46. Guide Assembly, Transfer

PARTS LIST

FIG. & ITEM NO.	DESCRIPTION	VENDOR PART NO.	DEC PART NO.	USED ON CODE	REF FIG NO.
46-	GUIDE ASSEMBLY, TRANSFER		29-28292-01		32
1	*Pad, Separation		29-28291-01		
2	*Screw, Machine Truss Hd M3 x 4	XB1-2300-407			
3	*Roller, Lower Registration	RA1-3865-020			
4	*Roller, Upper Registration	RA1-3869-000			
5	*Spring, Tension	RA1-3871-000			
6	*Spring, Leaf	RA1-3872-000			
7	*Bushing	RS1-1011-000			
8	*Spring, Torsion	RS1-2098-020			
9	*Spring, Torsion	RS1-2099-040			
10	*Plate	RA1-3878-000			
11	*Ring, Ratchet	RA1-3861-000			
12	*Collar	RA1-5259-000			
13	*Plate, Positioning	RF1-1172-000			
14	*Drum, Clutch	FA3-5964-000			
15	*Bushing	FS1-1422-000			
16	*Gear, 21T	FS5-0007-000			
17	*Spring, Clutch	87-2847-000			
18	*Guide, Upper Transfer	RF1-2062-000			
19	*Gear, 15T	RS1-0134-000			
20	*Gear, 24T	RS1-0172-000			
21	*Gear, 28T	RS1-0173-000			

FIG. & ITEM NO.	DESCRIPTION	VENDOR PART NO.	DEC PART NO.	USED ON CODE	REF FIG NO.
47-	GUIDE ASSEMBLY, DUPLEXING UNIT LOWER	RG1-1343-020			32
1	*Guide 1, Lower Feeder	RA1-6214-000			
2	*Plate, Upper	RA1-6216-020			
3	*Plate, Lower	RA1-6217-020			
4	*Plate, Guide	RA1-6218-000			
5	*Bushing	RS1-1032-000			
6	ROLLER ASSEMBLY (See Note)	RG1-1356-000			
6A	**Roller	RG1-6215-000			
6B	**Gear, 16T	RS1-0221-000			
6C	**Bushing	FS1-1213-000			
NOTE: Items 6 - 6C shown for reference only, not part of this assembly.					

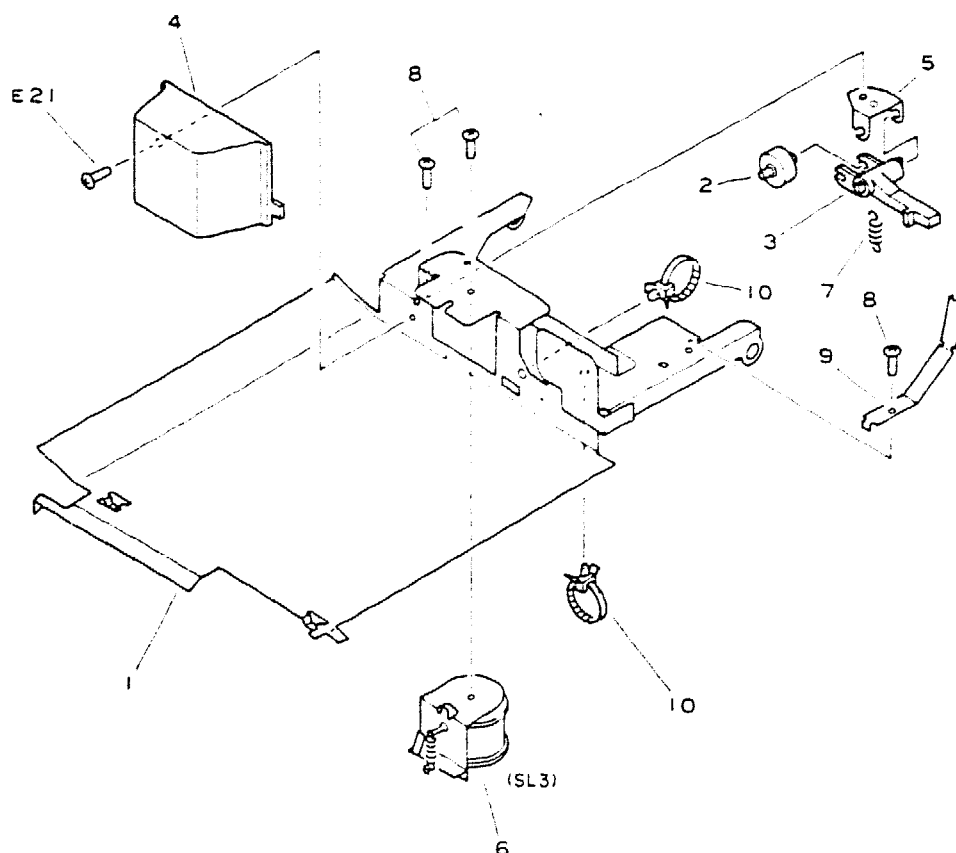


D2122-47-BD

Figure 47. Guide Assembly, Duplexing Unit Lower



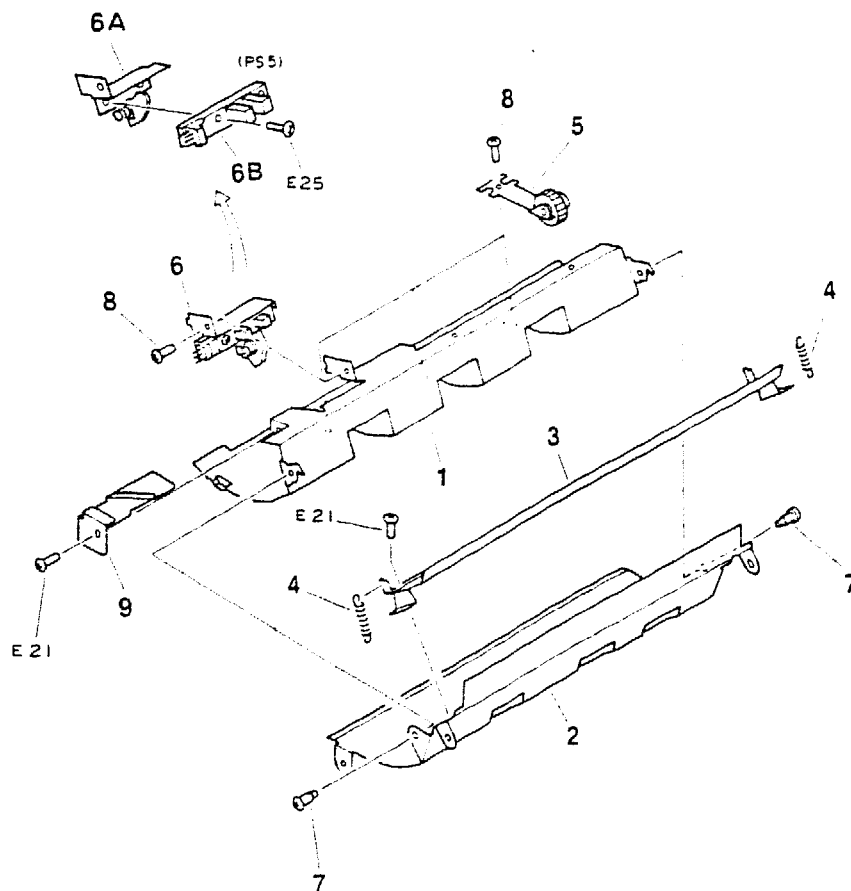
FIG. & ITEM NO.	DESCRIPTION	VENDOR PART NO.	DEC PART NO.	USED ON CODE	REF FIG NO.
48-	GUIDE ASSEMBLY 1, DUPLEXING UNIT UPPER	RG1-1344-040			32
1	*Guide 1, Upper Feeder	RA1-6220-000			
2	*Roller	RA1-6221-000			
3	*Holder, Roller	RA1-6223-000			
4	*Cover, Solenoid	RA1-6223-000			
5	*Mount, Roller	RA1-6224-000			
6	*Solenoid, 24V DC	RH7-5018-030			
7	*Spring, Tension	RS1-2209-020			
8	*Screw, TP M3 x 6	XA9-0397-000			
9	*Spring, Leaf	RA1-6225-000			
10	*Clip	WT2-0365-000			



D2122-48-BD

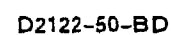
Figure 48. Guide Assembly 1, Duplexing Unit Upper

FIG. & ITEM NO.	DESCRIPTION	VENDOR PART NO.	DEC PART NO.	USED ON CODE	REF FIG NO.
49-	GUIDE ASSEMBLY 2, DUPLEXING UNIT UPPER	RG1-1345-040			32
1	*Guide 2, Upper Feeder	RA1-6226-000			
2	*Guide 3, Upper Feeder	RF1-2532-000			
3	*Guide 2, Lower Feeder	RF1-2533-000			
4	*Spring, Tension	RS1-2208-000			
5	*Roller	RF1-2065-000			
6	*SENSOR ASSEMBLY, PAPER FEED	RG1-1354-000			
6A	**Bracket, Paper Feed Sensor	RF1-2305-020			
6B	**Photo-Interrupter Unit	FH7-7038-000			
7	*Screw, Stepped M3	XA9-0411-000			
8	*Screw, TP M3 x 4	XA9-0326-000			
9	Cover, Connector (See Note)	RA1-6234-000			
NOTE: This item shown for reference only, not part of this assembly.					



D2122-49-BD

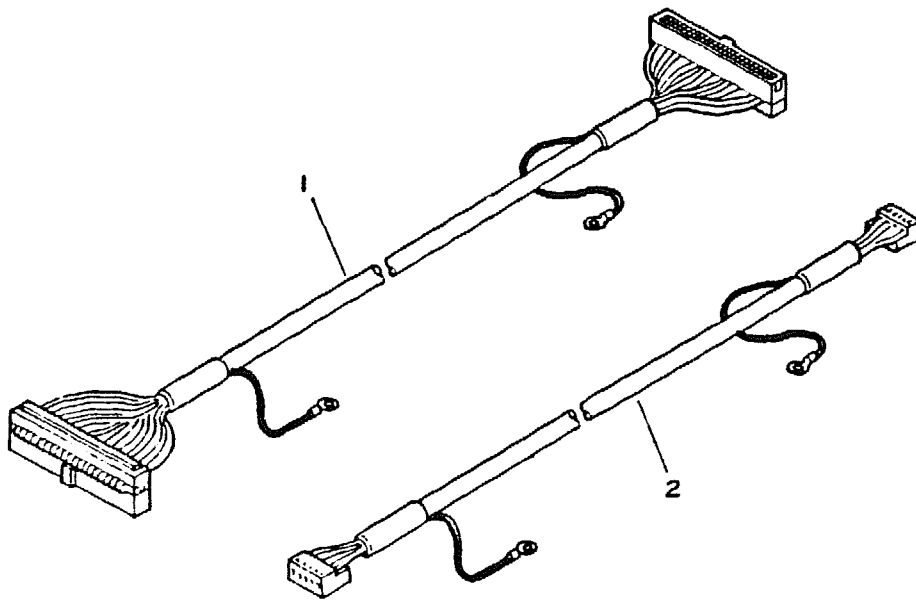
Figure 49. Guide Assembly 2, Duplexing Unit Upper



1

FIG. & ITEM NO.	DESCRIPTION	VENDOR PART NO.	DEC PART NO.	USED ON CODE	REF FIG NO.
50-	INVERTER ASSEMBLY	RG1-1936-000			32
1	*Plate, Right Side	RF1-2078-000			
2	*Plate, Left Side	RA1-6260-000			
3	*GUIDE, 1	RF1-2313-020			
3A	**Sheet	RA1-6297-000			
4	*Retainer, Flapper	RA1-6263-000			
5	*Flapper	RA1-8132-000			
6	*Spring, Torsion	RA1-6266-000			
7	*Guide, Lower	RA1-9820-000			
8	*Roller	RA1-6268-000			
9	*Bushing	RA1-6273-000			
10	*Roller	RA1-6274-000			
11	*Spring, Tension	RS1-2206-000			
12	*Screw, TP M3 x 6	XA9-0397-000			
13	*Bushing	FS1-1213-000			
14	*Bushing	FS1-1188-000			
15	*Guide, 2	RF1-2075-050			
16	*TRAY ASSEMBLY, FACE-UP	RG1-2278-000			
16A	**Cover, Tray	RA1-9822-000			
16B	**Roller	RA1-6280-000			
16C	**Tray, Sub	RA1-9823-000			
16D	**Spring, Leaf	RA1-6282-000			
17	*Solenoid Assembly, Flapper	RG1-1352-060			
18	*SENSOR ASSEMBLY, INVERTER	RG1-1353-020			
18A	**Sensor Lever Unit	RF1-2550-000			
18B	**Photo-Interrupter Unit	FH7-7038-000			
19	*SENSOR ASSEMBLY, FLAPPER	RG1-1357-000			
19A	**Bracket, Flapper Sensing	RA1-6264-000			
19B	**Microswitch	WC4-0193-000			
19C	**Screw, Machine Hd M2 x 10	XB1-2201-009			
20	*Bushing	WT2-0171-000			
21	Clip (See Note)	WT2-0365-000			
22	Plate, Right Guide (See Note)	RA1-6275-000			
23	Plate, Left Guide (See Note)	RA1-6276-000			
24	Cable (See Note)	RG1-1322-000			
25	Pulley (See Note)	RS1-3037-000			
26	*Stand, Wire	RA1-6272-000			
27	*Holder, Right	RF1-2071-000			
28	*Holder, Left	RF1-2072-020			
29	*Washer	RA1-6269-000			
30	*Plate	RA1-7985-000			
	NOTE: Items 21 - 25 shown for reference only, not part of this assembly.				

FIG.& ITEM NO.	DESCRIPTION	VENDOR PART NO.	DEC PART NO.	USED ON CODE	REF FIG NO.
51-	CABLE ASSEMBLY, PANEL (DEClaser 2200)	N/A			32
1	*CABLE ASSEMBLY 5, PANEL	SG5-4026-000			Ω
2	*CABLE ASSEMBLY 6, PANEL	SG5-4027-000			



D2122-51-BD

**Figure 51. Cable Assembly, Panel (DEClaser 2200)**

## **PART NUMBER/DESCRIPTION INDEX**



**INDEX BY DEC/VENDOR PART NUMBER**  
**DECLaser 2100/2200**

<b>PART NO.</b>	<b>DESCRIPTION</b>	<b>FIG NO.</b>	<b>ITEM NO.</b>
17-00198-09	Cord, Power	32	Not Shown
17-00198-09	Cord, Power	1	Not Shown
17-00199-14	Cord, Power	32	Not Shown
17-00199-14	Cord, Power	32	Not Shown
17-00199-14	Cord, Power	1	Not Shown
17-00199-14	Cord, Power	1	Not Shown
17-00209-10	Cord, Power	32	Not Shown
17-00209-10	Cord, Power	1	Not Shown
17-00210-07	Cord, Power	32	Not Shown
17-00210-07	Cord, Power	1	Not Shown
17-00310-08	Cord, Power	32	Not Shown
17-00310-08	Cord, Power	1	Not Shown
17-00364-10	Cord, Power	32	Not Shown
17-00364-10	Cord, Power	1	Not Shown
17-00457-10	Cord, Power	32	Not Shown
17-00457-10	Cord, Power	1	Not Shown
17-01364-01	Cable Assembly, 06 Cond. Shielded	32	Not Shown
17-01364-01	Cable Assembly, 06 Cond. Shielded	1	Not Shown
29-28270-01	POWER SUPPLY BLOCK (110/115V)	5	1
29-28270-02	POWER SUPPLY BLOCK (220/240V)	5	1
29-28271-01	Fan, 24V DC	37	24
29-28271-01	Fan, 24V DC	4	21
29-28272-01	Filter, Ozone	5	15
29-28273-01	Transformer Assembly, High-Voltage	35	28
29-28273-01	Transformer Assembly, High-Voltage	1	6
29-28274-01	Laser/Scanner Assembly	44	44
29-28274-01	Laser/Scanner Assembly	14	40
29-28275-01	MODULE ASSEMBLY, INTERFACE	28	N/A
29-28275-01	MODULE ASSEMBLY, INTERFACE	32	28
29-28275-01	MODULE ASSEMBLY, INTERFACE	1	28
29-28275-01	MODULE ASSEMBLY, INTERFACE	4	53
29-28276-01	LAMP ASSEMBLY, PRE-COND. EXP.	22	N/A
29-28276-01	LAMP ASSEMBLY, PRE-COND. EXP.	32	17
29-28276-01	LAMP ASSEMBLY, PRE-COND. EXP.	34	19
29-28276-01	LAMP ASSEMBLY, PRE-COND. EXP.	3	32
29-28276-01	LAMP ASSEMBLY, PRE-COND. EXP.	1	17
29-28277-01	CORONA ASSEMBLY, TRANSFER	23	N/A
29-28277-01	CORONA ASSEMBLY, TRANSFER	32	13
29-28277-01	CORONA ASSEMBLY, TRANSFER	1	13
29-28278-01	DRIVE ASSEMBLY, PICK-UP ROLLER	32	10
29-28278-01	DRIVE ASSEMBLY, PICK-UP ROLLER	11	N/A
29-28278-01	DRIVE ASSEMBLY, PICK-UP ROLLER	1	10
29-28279-01	DRIVE ASSEMBLY, MAIN	32	9
29-28279-01	DRIVE ASSEMBLY, MAIN	9	3
29-28279-01	DRIVE ASSEMBLY, MAIN	1	9
29-28279-01	DRIVE ASSEMBLY, MAIN	10	N/A
29-28280-01	MOTOR ASSEMBLY, MAIN	32	8
29-28280-01	MOTOR ASSEMBLY, MAIN	9	N/A
29-28280-01	MOTOR ASSEMBLY, MAIN	1	8
29-28281-01	Fan, 24V DC	5	17
29-28282-01	PRESSURE ASSEMBLY, PAPER	32	14
29-28282-01	PRESSURE ASSEMBLY, PAPER	1	14
29-28282-01	PRESSURE ASSEMBLY, PAPER	6	N/A

**INDEX BY DEC/VENDOR PART NUMBER**  
**DEClaSer 2100/2200**

<b>PART NO.</b>	<b>DESCRIPTION</b>	<b>FIG NO.</b>	<b>ITEM NO.</b>
29-28284-01	ELECTRICAL COMPONENTS ASSEMBLY, DEClaSer 2100 (100/115V)	25	N/A
29-28284-01	ELECTRICAL COMPONENTS ASSEMBLY (100/115V)	1	19
29-28284-02	ELECTRICAL COMPONENTS ASSEMBLY, DEClaSer 2100 (220/240V)	25	N/A
29-28284-02	ELECTRICAL COMPONENTS ASSEMBLY (220/240V)	1	19
29-28285-01	MODULE ASSEMBLY, DC CONTROLLER	26	N/A
29-28285-01	MODULE ASSEMBLY, DC CONTROLLER	1	24
29-28286-01	GUIDE ASSEMBLY, TRANSFER	17	N/A
29-28286-01	GUIDE ASSEMBLY, TRANSFER	1	12
29-28287-01	ROLLER ASSEMBLY, PAPER PICK-UP (DEClaSer 2100)	15	N/A
29-28287-01	ROLLER ASSEMBLY, PAPER PICK-UP	1	11
29-28288-01	FIXING ASSEMBLY (100/115V)	24	N/A
29-28288-01	FIXING ASSEMBLY (100/115V)	32	3
29-28288-01	FIXING ASSEMBLY (100/115V)	1	3
29-28288-02	FIXING ASSEMBLY (220/240V)	24	N/A
29-28288-02	FIXING ASSEMBLY (220/240V)	32	3
29-28288-02	FIXING ASSEMBLY (220/240V)	1	3
29-28289-01	ELECTRICAL COMPONENTS ASSEMBLY (100/115V)	32	19
29-28289-01	ELECTRICAL COMPONENTS ASSEMBLY, DEClaSer 2200 (100/115V)	25	N/A
29-28289-02	ELECTRICAL COMPONENTS ASSEMBLY (220/240V)	32	19
29-28289-02	ELECTRICAL COMPONENTS ASSEMBLY, DEClaSer 2200(220/240V)	25	N/A
29-28290-01	MODULE ASSEMBLY, DC CONTROLLER	37	34
29-28290-01	MODULE ASSEMBLY, DC CONTROLLER	32	24
29-28291-01	Pad, Separation	46	1
29-28291-01	Pad, Separation	17	1
29-28292-01	GUIDE ASSEMBLY, TRANSFER	46	N/A
29-28292-01	GUIDE ASSEMBLY, TRANSFER	32	12
29-28293-01	ROLLER ASSEMBLY, PAPER PICK-UP	36	51
29-28293-01	ROLLER ASSEMBLY, PAPER PICK-UP	32	11
29-28293-01	ROLLER ASSEMBLY, PAPER PICK-UP (DEClaSer 2200)	15	N/A
29-28294-01	ROLLER ASSEMBLY, LOWER PICK-UP	45	N/A
29-28294-01	ROLLER ASSEMBLY, LOWER PICK-UP	32	37
29-28295-01	MOTOR ASSEMBLY, DUPLEXING UNIT	41	N/A
29-28295-01	MOTOR ASSEMBLY, DUPLEXING UNIT	32	33
29-28296-01	DRIVE ASSEMBLY, PAPER ALIGNMENT GUIDE	42	N/A
29-28296-01	DRIVE ASSEMBLY, PAPER ALIGNMENT GUIDE	32	35
29-28297-01	DRIVE ASSEMBLY, INVERTER	43	N/A
29-28297-01	DRIVE ASSEMBLY, INVERTER	32	34
29-28299-01	DELIVERY ASSEMBLY, PAPER	20	N/A
29-28299-01	DELIVERY ASSEMBLY, PAPER	34	31
29-28299-01	DELIVERY ASSEMBLY, PAPER	32	15
29-28299-01	DELIVERY ASSEMBLY, PAPER	1	15
29-28299-01	DELIVERY ASSEMBLY, PAPER	3	33
29-28300-01	PRESSURE ASSEMBLY, LOWER	38	N/A
29-28300-01	PRESSURE ASSEMBLY, LOWER	36	52
29-28300-01	PRESSURE ASSEMBLY, LOWER	32	41
29-28301-01	MODULE ASSEMBLY, SOLENOID/SENSOR	25	2
29-28301-01	MODULE ASSEMBLY, SOLENOID/SENSOR	32	20
29-28301-01	MODULE ASSEMBLY, SOLENOID/SENSOR	1	20



# INDEX BY DEC/VENDOR PART NUMBER

DEClaser 2100/2200

PART NO.	DESCRIPTION	FIG NO.	ITEM NO.
29-28303-01	PANEL ASSEMBLY, DISPLAY	8	N/A
29-28303-01	PANEL ASSEMBLY, DISPLAY	1	22
29-28304-01	MODULE ASSEMBLY, VIDEO CONTROLLER (DEClaser 2100)	27	N/A
29-28304-01	MODULE ASSEMBLY, VIDEO CONTROLLER	1	27
29-28304-01	MODULE ASSEMBLY, VIDEO CONTROLLER	4	54
29-28305-01	PANEL ASSEMBLY, DISPLAY	39	N/A
29-28305-01	PANEL ASSEMBLY, DISPLAY	32	22
29-28306-01	MODULE ASSEMBLY, VIDEO CONTROLLER	37	35
29-28306-01	MODULE ASSEMBLY, VIDEO CONTROLLER (DEClaser 2200)	27	N/A
29-28306-01	MODULE ASSEMBLY, VIDEO CONTROLLER	32	27
29-28307-01	Pad, Separation	36	41
29-28314-01	KIT, SCREW (DEC)	32	Not Shown
29-28314-01	KIT, SCREW (DEC)	1	Not Shown
87-2847-000	Spring, Clutch	46	17
87-2847-000	Spring, Clutch	17	18
97-5527-000	Spring, Tension	23	2
FA2-5970-000	Screw, Stepped M3	20	7
FA2-9388-000	Screw, M3 x 5	25	2B
FA3-5964-000	Drum, Clutch	46	14
FA3-5964-000	Drum, Clutch	43	17
FA3-5964-000	Drum, Clutch	17	15
FA9-0621-000	Screw, Stepped M3	4	15
FA9-1449-000	Screw, w/Washer M3 x 6	37	15
FA9-1449-000	Screw, w/Washer M3 x 6	35	22
FA9-1449-000	Screw, Truss Hd w/Washer	4	46
FA9-1449-000	Screw, Truss Hd w/Washer	4	19B
FA9-1449-000	Screw, Truss Hd w/Washer	5	9
FB1-0242-000	Roller, Lower	24	28
FB1-0253-000	Ring, Retaining	24	29
FB1-0303-000	Roller, Upper Delivery	18	8
FH7-7038-000	Photo-Interrupter Unit	50	18B
FH7-7038-000	Photo-Interrupter Unit	49	6B
FH7-7038-000	Photo-Interrupter Unit	42	7
FH7-7038-000	Photo-Interrupter Unit	36	34C
FH7-7052-000	Photosensor	41	9
FS1-1188-000	Bushing	50	14
FS1-1188-000	Bushing	36	25
FS1-1205-000	Bushing	20	9
FS1-1213-000	Bushing	50	13
FS1-1213-000	Bushing	36	46
FS1-1213-000	Bushing	47	6C
FS1-1422-000	Bushing	46	15
FS1-1422-000	Bushing	20	6
FS1-1422-000	Bushing	17	16
FS1-9002-000	Screw, Stepped M4	7	8
FS1-9166-000	Screw, Stepped	37	27
FS1-9166-000	Screw, Stepped	4	50
FS5-0007-000	Gear, 21T	46	16
FS5-0007-000	Gear, 21T	17	17
FS5-0020-000	Gear, 32T	24	30
FS5-1004-000	Bushing	16	2
FY1-0100-000	Wire, Corona 0.08mm (100M)	23	8

# INDEX BY DEC/VENDOR PART NUMBER

DECclaser 2100/2200

PART NO.	DESCRIPTION	FIG NO.	ITEM NO.
LN05-A2	DECclaser 2100 PRINTER ASSEMBLY (30-32836-02, 100/115V 50/60Hz)	1	N/A
LN05-A3	DECclaser 2100 PRINTER ASSEMBLY (30-32836-03, 220/240V 50 Hz)	1	N/A
LN05R-UA	KIT, POSTSCRIPT UPGRADE	1	Not Shown
LN05X-KD	COUNTRY KIT, DENMARK	1	Not Shown
LN05X-KE	COUNTRY KIT, UK/IRELAND	1	Not Shown
LN05X-KI	COUNTRY KIT, ITALY (w/IT./FR./GR./DUTCH DOC)	1	Not Shown
LN05X-KT	COUNTRY KIT, ISRAEL	1	Not Shown
LN05X-KZ	COUNTRY KIT, AUSTRALIA/NEW ZEALAND	1	Not Shown
LN05X-MB	COUNTRY KIT, SWISS (w/IT./FR./GR./DUTCH DOC)	1	Not Shown
LN05X-MC	COUNTRY KIT, (SWEDEN/FINLAND/NORWAY /SPAIN/PORTUGAL)	1	Not Shown
LN05X-MD	COUNTRY KIT, CENTRAL EUROPE (BELGIUM/FRANCE/HOLLAND/GERMANY/AUSTRIA, w/IT./FR./GR./DUTCH DOC)	1	Not Shown
LN06-A2	DECclaser 2200 PRINTER ASSEMBLY (30-32837-02, 100/115V 50/60Hz)	32	N/A
LN06-A3	DECclaser 2200 PRINTER ASSEMBLY (30-32837-03, 220/240V 50Hz)	32	N/A
LN06R-UB	KIT, POSTSCRIPT UPGRADE	32	Not Shown
LN06X-KD	COUNTRY KIT, DENMARK	32	Not Shown
LN06X-KE	COUNTRY KIT, UK/IRELAND	32	Not Shown
LN06X-KI	COUNTRY KIT, ITALY (w/IT./FR./DUTCH DOC)	32	Not Shown
LN06X-KT	COUNTRY KIT, ISRAEL	32	Not Shown
LN06X-KZ	COUNTRY KIT, AUSTRALIA/NEW ZEALAND	32	Not Shown
LN06X-MB	COUNTRY KIT, SWISS (w/IT./FR./GR./DUTCH DOC)	32	Not Shown
LN06X-MC	COUNTRY KIT, SWEDEN/FINLAND/NORWAY /SPAIN/PORTUGAL	32	Not Shown
LN06X-MD	COUNTRY KIT, CENTRAL EUROPE (BELGIUM/FRANCE/HOLLAND/GERMANY/AUSTRIA, w/IT./FR./GR./DUTCH DOC)	32	Not Shown
LNXX-AC	Kit, Toner/Supplies Cartridge	32	Not Shown
LNXX-AC	Kit, Toner/Supplies (22-00580-01)	1	Not Shown
LNXX-UD	Module, Expansion RAM 2MB (20-32801-01)	1	Not Shown
LNXX-VE	Module, Expansion RAM 2MB (20-32802-01)	32	Not Shown
LNXXR-PS	Cartridge, Postscript (30-33644-05)	32	Not Shown
LNXXR-PS	Cartridge, Postscript (30-33644-05)	1	Not Shown
N/A	ENCLOSURE ASSEMBLY, BOTTOM	37	N/A
N/A	BLOCK ASSEMBLY, MAIN BODY	44	N/A
N/A	CABLE ASSEMBLY, PANEL (DECclaser 2200)	51	N/A
N/A	PANELS and EXTERNAL COVERS, ETC.	33	N/A
N/A	BODY ASSEMBLY, LOWER MAIN	36	N/A
N/A	ENCLOSURE ASSEMBLY, BOTTOM	32	26
N/A	BODY ASSEMBLY, LOWER MAIN	32	7
N/A	BLOCK ASSEMBLY, MAIN BODY	32	1
N/A	CASSETTE (A4/LGL/LTR/EXEC)	32	44
N/A	CHASSIS ASSEMBLY	32	6
N/A	PANELS and EXTERNAL COVERS, ETC.	32	45
N/A	POWER NLET ASSEMBLY	32	31

# INDEX BY DEC/VENDOR PART NUMBER

DEClaaser 2100/2200

PART NO.	DESCRIPTION	FIG NO.	ITEM NO.
N/A	CASSETTE (X1)	32	44
N/A	CHASSIS ASSEMBLY	35	N/A
N/A	COVER ASSEMBLY, UPPER	34	N/A
N/A	COVER ASSEMBLY, UPPER	32	43
N/A	CASSETTE (X1)	1	7
N/A	POWER INLET ASSEMBLY	5	N/A
N/A	COVER ASSEMBLY, UPPER	3	N/A
N/A	BLOCK ASSEMBLY, MAIN BODY (DEClaaser 2100)	14	N/A
N/A	POWER INLET ASSEMBLY	1	31
N/A	PANELS/EXTERNAL COVERS, ETC.	2	N/A
N/A	ENCLOSURE ASSEMBLY, BOTTOM	4	N/A
N/A	Cord, Power (100V)	5	18
N/A	COVER ASSEMBLY, UPPER	1	35
N/A	CASSETTE (A4/LGL/LTR/EXEC)	1	7
N/A	Cord, Power (115V)	5	18
N/A	PANELS/EXTERNAL COVERS ETC.	1	33
N/A	Cord, Power (220V)	5	18
N/A	CASSETTE (X1)	13	N/A
N/A	BLOCK ASSEMBLY, MAIN BODY	1	1
N/A	Cord, Power (220V)	5	18
N/A	ENCLOSURE ASSEMBLY, BOTTOM	1	34
N/A	CASSETTE (A4/LGL/LTR/EXEC)	12	N/A
N/A	ENCLOSURE ASSEMBLY, BOTTOM	1	26
N/A	Cord, Power (115V)	5	18
RA1-2337-000	Plate, Left Pin (220/240V)	35	15
RA1-3822-000	Plate A, Grounding	44	2
RA1-3822-000	Plate, Grounding (A)	14	2
RA1-3824-000	Plate C, Grounding	44	4
RA1-3824-000	Plate, Grounding (C)	14	4
RA1-3825-000	Guide, Cassette Left	14	5
RA1-3825-040	Guide, Left Cassette	44	5
RA1-3826-000	Guide, Cassette Right	14	6
RA1-3826-040	Guide, Right Cassette	44	6
RA1-3827-000	Arm, Shutter	44	7
RA1-3827-000	Arm, Shutter	14	7
RA1-3828-040	Arm, Paper Sensing	44	8
RA1-3828-040	Arm, Paper Sensing	14	8
RA1-3829-000	Spring, Leaf	14	9
RA1-3830-000	Shaft, Hook	44	10
RA1-3830-000	Shaft, Hook	14	10
RA1-3831-000	Hook, Left	44	11
RA1-3831-000	Hook, Left	14	11
RA1-3832-000	Hook, Right	44	12
RA1-3832-000	Hook, Right	14	12
RA1-3833-000	Guide, Left Hook	44	13
RA1-3833-000	Guide, Left Hook	14	13
RA1-3834-000	Guide, Right Hook	44	14
RA1-3834-000	Guide, Right Hook	14	14
RA1-3835-000	Lifter, Left	44	15
RA1-3835-000	Lifter, Left	14	15
RA1-3836-000	Lifter, Right	44	16
RA1-3836-000	Lifter, Right	14	16

# INDEX BY DEC/VENDOR PART NUMBER

DEC/aser 2100/2200

PART NO.	DESCRIPTION	FIG NO.	ITEM NO.
RA1-3837-000	Guide, Auxiliary	44	17
RA1-3837-000	Guide, Auxiliary	14	17
RA1-3838-000	Nut A, Plate	44	18
RA1-3838-000	Plate, Nut (A)	14	18
RA1-3839-000	Nut B, Plate	44	19
RA1-3839-000	Plate, Nut (B)	14	19
RA1-3851-000	Roller, Pick-Up	15	1
RA1-3854-000	Roller	15	2
RA1-3855-000	Cam	45	3
RA1-3855-000	Cam	15	3
RA1-3861-000	Ring, Ratchet	46	11
RA1-3861-000	Ring, Ratchet	17	11
RA1-3864-000	Guide, Upper Transfer	44	20
RA1-3864-000	Guide, Upper Transfer	14	20
RA1-3865-020	Roller, Lower Registration	46	3
RA1-3865-020	Roller, Lower Registration	17	3
RA1-3869-000	Roller, Upper Registration	46	4
RA1-3869-000	Roller, Upper Registration	17	4
RA1-3871-000	Spring, Tension	46	5
RA1-3871-000	Spring, Tension	36	42
RA1-3871-000	Spring, Tension	17	5
RA1-3872-000	Spring, Leaf	46	6
RA1-3872-000	Spring, Leaf	17	6
RA1-3878-000	Plate	46	10
RA1-3878-000	Plate	17	10
RA1-3893-000	Cover, Right	23	6
RA1-3894-000	Cover, Left	23	7
RA1-3897-000	Pad	23	5
RA1-3908-000	Plate, Grounding	16	4
RA1-3909-000	Roller, Separation (A)	16	5
RA1-3910-000	Roller Separation (B)	16	6
RA1-3911-000	Cam, Left	38	2
RA1-3911-000	Cam, Left	6	1
RA1-3912-000	Cam, Right	38	3
RA1-3912-000	Cam, Right	6	2
RA1-3913-000	Stop, Right Cassette	6	3
RA1-3915-000	Shaft, Paper Lifting	6	4
RA1-3917-000	Stop, Left Cassette	6	5
RA1-3931-030	Crossmember, Upper	24	2
RA1-3932-030	Guide, Paper	24	1
RA1-3937-000	Holder, Right, Heater Terminal	24	4
RA1-3941-000	Guide, Separation	24	8
RA1-3942-050	Lever, Delivery Sensing	24	5
RA1-3944-000	Shaft, Gear	24	6
RA1-3946-000	Cam, Drive Release	24	7
RA1-3951-000	Plate, Pre-Cond. E Continuity	29	1
RA1-3956-000	Plate, Left Support	24	10
RA1-3957-000	Plate, Right Support	24	11
RA1-3958-000	Spring, Leaf	24	12
RA1-3959-000	Cover, Left	24	13
RA1-3960-000	Cover, Right	24	14
RA1-3963-000	Cap, Roller	24	15
RA1-3964-000	Spring, Leaf	24	16

# INDEX BY DEC/VENDOR PART NUMBER

DEC/Classer 2100/2200

PART NO.	DESCRIPTION	FIG NO.	ITEM NO.
RA1-3967-020	Eliminator, Static Charge	24	19
RA1-3968-000	Roller, Upper	24	20
RA1-3971-000	Claw, Separation	18	1
RA1-3972-000	Spring, Leaf	18	2
RA1-3974-000	Cover, Separation Claw	18	3
RA1-3975-000	Holder, Separation Claw	18	10
RA1-3976-000	Roller, Delivery	18	4
RA1-3987-000	Guide	10	1
RA1-3988-000	Shaft "A"	10	2
RA1-3989-000	Shaft "B"	10	3
RA1-3990-000	Shaft "C"	10	4
RA1-4021-000	Deflector	3	2
RA1-4025-000	Spring, Leaf	3	5
RA1-4030-060	Bar, "B"	34	12
RA1-4030-060	Bar, "B"	3	12
RA1-4033-060	Bar, "A"	3	13
RA1-4034-000	Spring A, Grounding	34	27
RA1-4034-000	Spring A, Grounding	3	6
RA1-4035-000	Spring B, Grounding	34	28
RA1-4035-000	Spring B, Grounding	3	7
RA1-4036-000	Arm	34	29
RA1-4036-000	Arm	3	8
RA1-4038-020	Cover, Heater	34	10
RA1-4038-020	Cover, Heater	3	10
RA1-4040-000	Sheet A, Mylar	34	9A
RA1-4040-000	Sheet, Mylar	3	9A
RA1-4041-000	Plate, Shield	34	9B
RA1-4041-000	Plate, Shield	3	9B
RA1-4042-000	Shaft, Lock	34	11
RA1-4042-000	Shaft, Lock	3	11
RA1-4045-020	Spring, Leaf	34	14
RA1-4045-020	Spring, Leaf	3	14
RA1-4046-020	Lever, Switch	34	15
RA1-4046-020	Lever, Switch	3	15
RA1-4047-020	Eliminator, Static Charge	34	16
RA1-4047-020	Eliminator, Static Charge	3	16
RA1-4048-000	Cover	34	30
RA1-4048-000	Cover	3	17
RA1-4056-000	Roller, Delivery	20	1
RA1-4057-000	Plate, Delivery	20	2
RA1-4058-000	Guide, Paper	20	3
RA1-4061-020	Coupler, Delivery	19	1
RA1-4063-030	Spring, Leaf	19	2
RA1-4064-000	Spring, Leaf	20	4
RA1-4077-000	Seal, Duct	22	1A
RA1-4078-000	Plate, Mounting	22	3
RA1-4079-000	Cover	34	7
RA1-4079-000	Cover	3	24
RA1-4084-000	Mount, Power Cord	5	5
RA1-4085-000	Cover, Lower Module	5	10
RA1-4088-000	Cover, Upper Module	5	6
RA1-4092-000	Plate, Shield	5	2
RA1-4099-000	Spring, Leaf	25	2A

**INDEX BY DEC/VENDOR PART NUMBER**  
DECLaser 2100/2200

<b>PART NO.</b>	<b>DESCRIPTION</b>	<b>FIG NO.</b>	<b>ITEM NO.</b>
RA1-4113-000	Foot	4	19A
RA1-4114-000	Plate, DC Controller Mounting	4	1
RA1-4115-050	Terminal	4	2
RA1-4120-000	Support, Module	37	9
RA1-4120-000	Stand	37	10
RA1-4135-000	Guide, Expansion Module (Left)	37	13
RA1-4135-000	Guide, Right Expansion Module	4	7
RA1-4144-000	Mount, 9 Pin Connector	26	1
RA1-4145-000	Mount, 14 Pin Connector	26	3
RA1-4146-000	Mount, Paper Sensing	4	27
RA1-4146-050	Plate, Terminal	4	22
RA1-4147-000	Plate, Shield	4	23
RA1-4162-000	Lever, Paper Sensing	4	28
RA1-4163-000	Mount, Right	7	10
RA1-4164-000	Shaft, Hinge	7	1
RA1-4167-020	Plate, Left Pin (110/115V)	35	15
RA1-4167-020	Plate, Left Pin Fixing	4	35
RA1-4168-020	Plate, Right Pin	35	16
RA1-4168-020	Plate, Right Pin Fixing	4	36
RA1-4170-020	Plate, Front Support	4	37
RA1-4181-000	Arm	7	2
RA1-4182-000	Block, Sliding	7	3
RA1-4203-000	Arm	21	1
RA1-4218-000	Strip, Friction	13	1A
RA1-4218-000	Strip, Friction	12	1A
RA1-4218-020	Strip, Friction	13	1A
RA1-4245-000	Plate, Left Rear	2	4A
RA1-4304-000	Spring, Leaf	13	3
RA1-4308-000	Rack, Manual	13	7
RA1-4317-000	Spring, Leaf	35	19
RA1-4317-000	Spring, Leaf	4	42
RA1-4318-000	Plate, Grounding	44	21
RA1-4318-000	Plate, Grounding	14	24
RA1-4319-000	Plate, Block	44	22
RA1-4319-000	Plate, Block	14	23
RA1-4320-000	Cover, Shutter	44	23
RA1-4320-000	Cover, Shutter	14	21
RA1-4321-000	Spring, Leaf	44	24
RA1-4321-000	Spring, Leaf	14	22
RA1-4322-000	Shaft, Roller	17	20
RA1-4323-000	Support, Shaft	17	21
RA1-4599-040	Cover, Electrical Components	25	1
RA1-4632-000	Shaft, Roller	16	7
RA1-4637-020	Shaft, Arm	37	19C
RA1-4637-020	Shaft, Arm	35	14C
RA1-4637-020	Shaft, Arm	4	29
RA1-4638-020	Cover, Lever	35	18
RA1-4638-020	Cover, Lever	4	38
RA1-4638-020	Plate, Grounding	4	39
RA1-4641-000	Plate, Grounding	13	9
RA1-464P-000	Plate, Grounding	24	9
RA1-4649-000	Plate, Grounding Continuity	29	2
RA1-4776-000	Block, Main Body	14	1
RA1-5255-000	Retainer	7	11

# INDEX BY DEC/VENDOR PART NUMBER

DECLaser 2100/2200

PART NO.	DESCRIPTION	FIG NO.	ITEM NO.
RA1-5256-020	Plate, Left Lock	34	20
RA1-5256-020	Plate, Lock Left	3	28
RA1-5257-020	Plate, Lock Right	3	29
RA1-5258-000	Shaft, Spring	3	27
RA1-5259-000	Collar	46	12
RA1-5259-000	Collar	17	12
RA1-5358-000	Pin, "D"	7	6
RA1-5359-000	Mount, Left	7	10
RA1-5396-000	Washer	44	25
RA1-5396-000	Washer	14	37
RA1-5403-030	Mount, Switch Lever	4	48
RA1-5404-000	Plate, Lever	37	26
RA1-5404-000	Plate, Lever	4	49
RA1-5422-000	Sheet, Insulation	23	10
RA1-5423-000	Cover, Insulation	35	21
RA1-5423-000	Cover, Insulation	4	43
RA1-5424-000	Clip, Hood	5	12
RA1-5448-000	Plate, Ground	11	6
RA1-5479-000	Plate, Grounding	44	3
RA1-5479-000	Plate, Grounding (B)	14	3
RA1-5480-000	Plate, Grounding	44	26
RA1-5480-000	Plate, Grounding	14	38
RA1-5481-000	Guide, Delivery	20	10
RA1-5489-000	Stand	4	44
RA1-5490-000	Stand	4	45
RA1-6018-000	Washer	7	12
RA1-6072-000	Cover, Top	13	11
RA1-6082-000	Damper, Felt	24	3A
RA1-6084-000	Plate, Hook	44	27
RA1-6084-000	Plate, Hook	14	35
RA1-6102-000	Plate, Left Size	12	10
RA1-6128-000	Washer	18	11
RA1-6131-020	Support-4, Module	37	7
RA1-6131-020	Support-4, Module	4	10
RA1-6134-000	Block, Main Body	44	1
RA1-6144-000	Plate	34	3
RA1-6145-020	Cushion	34	25A
RA1-6146-000	Spring, Torsion	34	4
RA1-6146-000	Spring, Torsion	34	5
RA1-6147-000	Cushion	34	25B
RA1-6167-000	Guide, Right Cassette	36	3
RA1-6168-000	Guide, Left Cassette	36	4
RA1-6169-000	Spring, Leaf	36	5
RA1-6170-000	Plate	36	6
RA1-6173-000	Mount, Solenoid	36	43
RA1-6174-000	Member, Cross	36	8
RA1-6180-000	Cover, Sensor Lever	37	1
RA1-6186-020	Lever	37	19A
RA1-6189-000	Pivot	35	1
RA1-6190-000	Mount, Connector	35	2
RA1-6191-000	Plate, Mount A	35	3
RA1-6192-000	Plate, Mount B	35	4
RA1-6194-000	Plate, Terminal A	35	5
RA1-6195-000	Plate, Front Cover	35	6
RA1-6196-000	Plate, Rear Cover	35	7
RA1-6197-000	Cover, Connector	35	8

# INDEX BY DEC/VENDOR PART NUMBER

DEClaser 2100/2200

PART NO.	DESCRIPTION	FIG NO.	ITEM NO.
RA1-6198-000	Mount, Size Sensing	35	9A
RA1-6199-000	Plate, Terminal B	35	10
RA1-6200-000	Holder, Cord	35	11
RA1-6201-000	Mount, Size Sensing	35	14A
RA1-6202-000	Lever, Size Sensing	35	14B
RA1-6206-030	Guide, Paper Holder	36	34A
RA1-6207-000	Arm, Sensor	36	34B
RA1-6211-000	Spring, Leaf	36	40
RA1-6212-000	Shaft	38	1
RA1-6213-000	Plate, Guide	36	37
RA1-6214-000	Guide 1, Lower Feeder	47	1
RA1-6216-020	Plate, Upper	47	2
RA1-6217-020	Plate, Lower	47	3
RA1-6218-000	Plate, Guide	47	4
RA1-6220-000	Guide 1, Upper Feeder	48	1
RA1-6221-000	Roller	48	2
RA1-6223-000	Holder, Roller	48	3
RA1-6223-000	Cover, Solenoid	48	4
RA1-6224-000	Mount, Roller	48	5
RA1-6225-000	Spring, Leaf	48	9
RA1-6226-000	Guide 2, Upper Feeder	49	1
RA1-6234-000	Cover, Connector	49	9
RA1-6247-000	Flange	42	1
RA1-6252-020	Shaft, Clutch	43	1
RA1-6253-000	Rod, Connecting	43	2
RA1-6254-000	Plate, Bushing	43	3
RA1-6255-000	Ring, Ratchet	43	4
RA1-6256-000	Flange, Gear	41	1
RA1-6257-000	Shaft, Drive	43	5
RA1-6260-000	Plate, Left Side	50	2
RA1-6263-000	Retainer, Flapper	50	4
RA1-6264-000	Bracket, Flapper Sensing	50	19A
RA1-6266-000	Spring, Torsion	50	6
RA1-6268-000	Roller	50	8
RA1-6269-000	Washer	50	29
RA1-6272-000	Stand, Wire	50	26
RA1-6273-000	Bushing	50	9
RA1-6274-000	Roller	50	10
RA1-6275-000	Plate, Right Guide	50	22
RA1-6276-000	Plate, Left Guide	50	23
RA1-6280-000	Roller	50	16B
RA1-6282-000	Spring, Leaf	50	16D
RA1-6293-000	Cover, Belt	36	21
RA1-6297-000	Sheet	50	3A
RA1-6302-000	Sheet	44	41A
RA1-6303-000	Sheet	36	39A
RA1-6304-000	Shaft, Roller	36	45
RA1-6305-000	Plate, Hinge	36	10
RA1-6306-000	Holder, Shaft	36	11
RA1-6308-000	Lever, Release	36	12
RA1-6309-000	Holder, Lever	36	13
RA1-6310-000	Cover, Connector Module	36	9
RA1-6312-000	Plate, Support	36	7



# INDEX BY DEC/VENDOR PART NUMBER

DEC/aser 2100/2200

PART NO.	DESCRIPTION	FIG NO.	ITEM NO.
RA1-6313-000	Plate, Support	36	14
RA1-6314-000	Holder, Cable	36	15
RA1-6315-000	Mount, Switch Lever	37	25
RA1-6318-000	Washer	36	48
RA1-6322-000	Clutch	36	47
RA1-6323-000	Flange, Pulley	36	16
RA1-6326-000	Mount, Module	37	21
RA1-6329-000	Foot	37	8
RA1-6330-000	Plate	36	22
RA1-6331-000	Plate, Front Support	35	17
RA1-6338-020	Holder, Core	40	1
RA1-6339-000	Plate, Mount	36	23
RA1-6340-000	Spring, Leaf	44	28
RA1-6450-000	Plate	7	13
RA1-7150-000	Plate, Balance	36	36
RA1-7151-000	Plate, Spring Stop	34	23
RA1-7361-000	Duct	5	13
RA1-7362-000	Hood	5	11
RA1-7985-000	Plate	50	30
RA1-7991-000	Guide, Upper Cartridge	37	6
RA1-7991-000	Guide, Upper Cartridge	4	11
RA1-7992-000	Panel	4	9
RA1-7992-000	Guide, Left Expansion Module	4	8
RA1-7993-000	Plate, Shield	37	17
RA1-7993-000	Plate, Shield	4	24
RA1-7994-000	Support, Panel	37	14A
RA1-7994-000	Support, Panel	4	25
RA1-7995-000	Plate	37	16
RA1-7995-000	Plate	4	14
RA1-7996-000	Guide, Front D-RAM Module	4	6
RA1-7997-000	Guide, D-ROM Module (Center)	37	11
RA1-7997-000	Guide, Center D-ROM Module	4	5
RA1-7998-000	Guide, Expansion Module (Right)	37	12
RA1-8000-000	Plate	4	3
RA1-8001-000	Knob, Terminal	4	4
RA1-8011-000	Plate, Grounding	35	20
RA1-8014-000	Plate	8	1
RA1-8018-000	Plate, Panel	2	6
RA1-8019-000	Plate, Grounding	30	1
RA1-8027-000	Cover, Spring	13	4
RA1-8028-000	Plate, Rack	13	5
RA1-8029-000	Plate, Size	13	8
RA1-8033-000	Plate, Panel	33	7
RA1-8036-000	Panel, Left Lower	33	13
RA1-8087-000	Roller	45	2
RA1-8088-000	Mount, Lever	37	19B
RA1-8132-000	Flapper	50	5
RA1-8136-000	Knob	37	4
RA1-8140-000	Plate, Blank	37	5
RA1-8146-000	Plate	39	1
RA1-8147-000	Plate, Grounding	40	4
RA1-8148-000	Guide, Envelope Feeder	35	25
RA1-8149-000	Plate	35	26

# INDEX BY DEC/VENDOR PART NUMBER

DECLaser 2100/2200

PART NO.	DESCRIPTION	FIG NO.	ITEM NO.
RA1-8449-000	Roller, Pick-Up	45	1
RA1-9793-000	Panel, Front Lower	2	1
RA1-9795-000	Button, Release	33	8A
RA1-9795-000	Button, Release	2	5
RA1-9799-000	Cover, Lower Delivery	34	6
RA1-9799-000	Cover, Lower Delivery	3	23
RA1-9800-000	Cover, Rear Delivery	3	4
RA1-9802-000	Tray, Auxiliary	3	3
RA1-9808-000	Panel, Front Lower (A)	33	1
RA1-9809-000	Panel, Blanking	33	4
RA1-9811-000	Cover	34	1
RA1-9812-000	Panel, Front Lower (B)	33	3
RA1-9813-000	Panel, Right Lower	33	9
RA1-9815-000	Door, Left	33	14
RA1-9816-000	Panel, Rear	33	2
RA1-9817-000	Cover, Right	33	10
RA1-9818-000	Cover, Left	33	11
RA1-9819-000	Knob	33	12
RA1-9820-000	Guide, Lower	50	7
RA1-9821-000	Flapper, Delivery	34	2
RA1-9822-000	Cover, Tray	50	16A
RA1-9823-000	Tray, Sub	50	16C
RA9-0601-000	Screw, w/Washer M3 x 6	23	1
RA9-0621-000	Screw, Stepped, M3 (DECLaser 2200)	24	36
RA9-0621-000	Screw, Stepped M3	35	13
RA9-0637-000	Cap, Dust	37	2
RF1-0135-000	Gear, 31T	10	13
RF1-0841-000	Resistor, 1/4 W 1KOHM	44	37
RF1-0841-000	Resistor, 1KOHM 1/4W	14	33
RF1-0842-000	Thermoswitch, 210 Degrees C	24	33
RF1-0903-020	Mount, Arm	21	4
RF1-0916-000	Eliminator, Static Charge (DECLaser 2200)	23	4
RF1-0916-020	Eliminator, Static Charge (DECLaser 2100)	23	4
RF1-0916-020	Plate, Frame	23	3
RF1-0917-000	Mount, Paper Feed	11	5
RF1-0918-000	Plate, Cassette	38	5
RF1-0918-000	Plate, Cassette	6	7
RF1-0921-000	Arm	24	18
RF1-0923-020	Cover, Upper	24	39
RF1-0925-000	Mount, Motor	10	11
RF1-0926-000	Spring, Right Mirror	34	22
RF1-0926-000	Spring, Right Mirror	3	19
RF1-0927-040	Guide, Paper	16	3
RF1-0929-000	Spring, Left Mirror	34	13
RF1-0929-000	Spring, Left Mirror	3	21
RF1-0931-000	Plate, Pivot	19	5
RF1-0932-000	PLATE, EXPOSURE	22	1
RF1-0934-000	Arm	18	5
RF1-0939-000	Mount, Hinge	7	5
RF1-0946-020	Guide, Upper Transfer	17	19
RF1-0947-000	GUIDE, CARTRIDGE	34	9
RF1-0947-000	GUIDE, CARTRIDGE	3	9

**INDEX BY DEC/VENDOR PART NUMBER**  
DECLaser 2100/2200

<b>PART NO.</b>	<b>DESCRIPTION</b>	<b>FIG NO.</b>	<b>ITEM NO.</b>
RF1-0948-000	Roller	20	8
RF1-0981-000	Guide, Upper Side	12	5
RF1-0987-000	Shaft, Drive	10	12
RF1-0988-000	Shaft, Drum Drive	44	38
RF1-0988-000	Shaft, Drum Drive	14	34
RF1-0998-050	Cover, Gear	9	1
RF1-0999-000	Guide, Upper Paper	24	40
RF1-1172-000	Plate, Positioning	46	13
RF1-1172-000	Plate, Positioning	17	13
RF1-1177-000	Cleaner	16	9
RF1-1357-000	Shutter	21	2
RF1-1398-000	Guide, Upper Side	12	4
RF1-2032-000	HOLDER, LEFT HEATER TERMINAL	24	3
RF1-2048-000	PLATE, PAPER LIFTING (A)	13	1
RF1-2051-000	Arm, Sensor Support	13	14
RF1-2053-000	PLATE, PAPER LIFTING (B)	13	13
RF1-2062-000	Guide, Upper Transfer	46	18
RF1-2064-000	Bracket, Motor	41	10
RF1-2065-000	Roller	49	5
RF1-2066-000	Bracket, Inverter Drive	43	20
RF1-2067-000	Plate, Inverter Drive	43	21
RF1-2071-000	Holder, Right	50	27
RF1-2072-020	Holder, Left	50	28
RF1-2073-000	GUIDE ASSEMBLY, PAPER PICK-UP	44	41
RF1-2075-050	Guide, 2	50	15
RF1-2078-000	Plate, Right Side	50	1
RF1-2118-000	Resistor, 1/4W 15MOHM	44	36
RF1-2118-000	Resistor, 15MOHM 1/4W	14	32
RF1-2129-000	Spring, Leaf	44	9
RF1-2133-020	Case, Filter	5	16
RF1-2136-000	Plate, Size	12	3
RF1-2137-000	Plate, Bottom	4	41
RF1-2138-000	COVER, LOWER	4	19
RF1-2142-000	Panel, Display	8	2
RF1-2163-000	Capacitor	44	39
RF1-2305-020	Bracket, Paper Feed Sensor	49	6A
RF1-2312-000	Damper	36	29
RF1-2313-020	GUIDE, 1	50	3
RF1-2314-020	GUIDE, 3	36	39
RF1-2523-000	Body, Cassette (LGL)	12	2
RF1-2524-000	Body, Cassette (A4)	12	2
RF1-2525-000	Body, Cassette (LTR)	12	2
RF1-2526-000	BODY, CASSETTE	13	6
RF1-2527-000	Body, Cassette (EXEC)	12	2
RF1-2530-000	Plate, Left Side	13	2
RF1-2531-000	Plate, Right Side	13	12
RF1-2532-000	Guide 3, Upper Feeder	49	2
RF1-2533-000	Guide 2, Lower Feeder	49	3
RF1-2550-000	Sensor Lever Unit	50	18A
RF1-2552-000	Cover, Bottom	37	3
RF1-2553-000	Panel, Display	39	2
RF1-2557-000	PLATE, PAPER LIFTING (LGL)	12	1
RF1-2558-000	PLATE, PAPER LIFTING (A4)	12	1

# INDEX BY DEC/VENDOR PART NUMBER

DEClaser 2100/2200

PART NO.	DESCRIPTION	FIG NO.	ITEM NO.
RF1-2559-000	PLATE, PAPER LIFTING (LTR)	12	1
RF1-2560-000	PLATE, PAPER LIFTING (EXEC)	12	1
RF1-2686-000	Guide, Lower Side	12	8
RF1-2687-000	Guide, Lower Rear Side	12	9
RF1-2708-000	Panel, Front Upper	2	2
RF1-2709-000	Panel, Right	33	5
RF1-2709-000	Panel, Right	2	3
RF1-2710-000	Panel, Upper	34	8
RF1-2710-000	Panel, Upper	3	20
RF1-2711-000	Tray, Main	3	22
RF1-2982-000	PANEL, DELIVERY	34	25
RF9-0603-070	Bar, A	34	24
RF9-0668-000	FRAME, FONT CARD	37	14
RF9-0767-000	Panel, Left	33	6
RF9-0767-000	PANEL, LEFT	2	4
RG0-0052-000	Mirror Assembly	34	21
RG0-0052-040	Mirror Assembly	3	25
RG1-0710-090	MODULE ASSEMBLY, DC CONTROLLER	4	52
RG1-0716-000	MODULE ASSEMBLY, EXPOSURE	22	2
RG1-0719-060	MODULE ASSEMBLY, FIXING UNIT	24	41
RG1-0719-060	MODULE ASSEMBLY, FIXING UNIT	32	5
RG1-0719-060	MODULE ASSEMBLY, FIXING UNIT	29	N/A
RG1-0719-060	MODULE ASSEMBLY, FIXING UNIT	1	5
RG1-0905-000	Cable Assembly	35	24
RG1-0907-040	Cable, Fixing Assembly	4	51
RG1-0908-050	CABLE ASSEMBLY, LASER/SCANNER	31	N/A
RG1-0908-050	CABLE ASSEMBLY, LASER/SCANNER	1	Not Shown
RG1-0911-000	CABLE ASSEMBLY, CONNECTOR	24	17
RG1-0929-000	SHUTTER ASSEMBLY	32	18
RG1-0929-000	SHUTTER ASSEMBLY	21	N/A
RG1-0929-000	SHUTTER ASSEMBLY	1	18
RG1-0938-020	FEEDER ASSEMBLY	32	2
RG1-0938-020	FEEDER ASSEMBLY	1	2
RG1-0938-020	FEEDER ASSEMBLY	16	N/A
RG1-0941-000	DELIVERY ASSEMBLY, FIXING	32	4
RG1-0941-000	DELIVERY ASSEMBLY, FIXING	24	Not Shown
RG1-0941-000	DELIVERY ASSEMBLY, FIXING	18	N/A
RG1-0941-000	DELIVERY ASSEMBLY, FIXING	1	4
RG1-0966-030	Cleaner, Fixing Roller	24	37
RG1-0967-040	COUPLER ASSEMBLY, DELIVERY	32	16
RG1-0967-040	COUPLER ASSEMBLY, DELIVERY	19	N/A
RG1-0967-040	COUPLER ASSEMBLY, DELIVERY	1	16
RG1-1320-000	Cable, Laser/Scanner	40	2
RG1-1322-000	Cable	50	24
RG1-1337-030	SENSOR ASSEMBLY, LOWER SENSOR	37	19
RG1-1339-000	SENSING ASSEMBLY, UPPER SIZE	35	14
RG1-1341-030	SENSOR ASSEMBLY, LOWER PAPER	36	34
RG1-1343-020	GUIDE ASSEMBLY, DUPLEXING UNIT LOWER	47	N/A
RG1-1343-020	GUIDE ASSEMBLY, DUPLEXING UNIT LOWER	32	39
RG1-1344-040	GUIDE ASSEMBLY 1, DUPLEXING UNIT UPPER	48	N/A
RG1-1344-040	GUIDE ASSEMBLY 1, DUPLEXING UNIT UPPER	32	38
RG1-1345-040	GUIDE ASSEMBLY 2, DUPLEXING UNIT UPPER	49	N/A
RG1-1345-040	GUIDE ASSEMBLY 2, DUPLEXING UNIT UPPER	32	40
RG1-1352-060	Solenoid Assembly, Flapper	50	17

# INDEX BY DEC/VENDOR PART NUMBER

DEClaSer 2100/2200

PART NO.	DESCRIPTION	FIG NO.	ITEM NO.
RG1-1353-020	SENSOR ASSEMBLY, INVERTER	50	18
RG1-1354-000	SENSOR ASSEMBLY, PAPER FEED	49	6
RG1-1356-000	ROLLER ASSEMBLY	47	6
RG1-1357-000	SENSOR ASSEMBLY, FLAPPER	50	19
RG1-1370-040	CABLE ASSEMBLY, LASER/SCANNER (DEClaSer 2200)	37	32
RG1-1370-040	CABLE ASSEMBLY, LASER/SCANNER (DEClaSer 2200)	40	N/A
RG1-1370-040	CABLE ASSEMBLY, LASER/SCANNER (DEClaSer 2200)	32	42
RG1-1391-000	Cable	43	24
RG1-1394-020	MODULE ASSEMBLY, DC POWER SUPPLY DEClaSer 2100	25	3
RG1-1394-020	MODULE ASSEMBLY, DC POWER SUPPLY	1	21
RG1-1395-020	MODULE ASSEMBLY, DC POWER SUPPLY DEClaSer 2100	25	3
RG1-1395-020	MODULE ASSEMBLY, DC POWER SUPPLY	1	21
RG1-1435-000	HINGE ASSEMBLY (RIGHT)	32	29
RG1-1435-000	HINGE ASSEMBLY (RIGHT)	7	N/A
RG1-1435-000	HINGE ASSEMBLY (RIGHT)	1	29
RG1-1436-000	HINGE ASSEMBLY (LEFT)	32	29
RG1-1436-000	HINGE ASSEMBLY (LEFT)	7	N/A
RG1-1436-000	HINGE ASSEMBLY (LEFT)	1	29
RG1-1438-030	Module Assembly, Fixing Heater	32	30
RG1-1438-030	Module Assembly, Fixing Heater	1	30
RG1-1438-030	Module Assembly, Fixing Heater Safety	5	3
RG1-1889-000	Cover Assembly, Top L (LGL)	12	11
RG1-1890-000	Cover Assembly, Top S (A4, LTR, EXEC)	12	11
RG1-1892-000	Module Assembly, AC Driver (100/115V)	32	32
RG1-1892-000	Module Assembly, AC Driver (100/115V)	5	8
RG1-1892-000	Module Assembly, AC Driver (100/115V)	1	32
RG1-1893-000	Module Assembly, AC Driver (220/240V)	32	32
RG1-1893-000	Module Assembly, AC Driver (220/240V)	1	32
RG1-1893-000	Module Assembly, AC Driver (220/240V)	5	8
RG1-1936-000	INVERTER ASSEMBLY	50	N/A
RG1-1936-000	INVERTER ASSEMBLY	32	36
RG1-1946-000	Cable, Feeder	37	18
RG1-2076-000	MODULE ASSEMBLY, DC POWER SUPPLY (110/115V)	32	21
RG1-2076-000	MODULE ASSEMBLY, DC POWER SUPPLY DEClaSer 2200	25	3
RG1-2078-060	MODULE ASSEMBLY, DC POWER SUPPLY (220/240V)	32	21
RG1-2078-060	MODULE ASSEMBLY, DC POWER SUPPLY DEClaSer 2200	25	3
RG1-2278-000	TRAY ASSEMBLY, FACE-UP	50	16
RG1-3039-000	Pulley	41	3
RG1-4159-000	MODULE ASSEMBLY, DISPLAY	1	23
RG1-6215-000	Roller	47	6A
RG9-0212-000	Magnet Holder Unit	3	1
RG9-0605-000	Module Assembly, Size Sensor	35	9
RG9-0652-000	Module Unit, Interface	28	5
RG9-0704-000	PANEL, FRONT UPPER	33	8
RH2-5045-000	Connector, 2P, Female (J103)	24	17A
RH2-5046-000	Contact	24	17B
RH2-5051-000	Connector	37	20
RH2-5051-000	Connector	4	34
RH2-5108-000	Fiber, Optical	4	18
RH2-5109-000	Fiber, Optical	37	23

# INDEX BY DEC/VENDOR PART NUMBER

DEClaSer 2100/2200

PART NO.	DESCRIPTION	FIG NO.	ITEM NO.
RH7-1048-030	Mount, Pulse	9	2
RH7-1073-000	Motor, 20V DC	41	8
RH7-4024-000	Heater, 115V 620W	24	34
RH7-4025-000	Heater, 240V 570W	24	34
RH7-5010-000	Solenoid, 24V DC 0.15A (SL301)	25	2D
RH7-5011-000	Solenoid, 24V DC 0.15A (SL302)	25	2C
RH7-5013-000	Solenoid, 24V DC	45	4
RH7-5013-000	Solenoid, 24V DC	36	44
RH7-5017-000	Solenoid	43	18
RH7-5018-030	Solenoid, 24V DC	48	6
RH7-5020-000	Solenoid, Clutch	43	19
RH7-7009-000	Thermistor	29	3
RH7-7038-000	Solenoid, 24V DC	42	6
RS1-0105-000	Gear, 19T	44	29
RS1-0105-000	Gear, 19T	14	25
RS1-0106-000	Gear, 57T	44	30
RS1-0106-000	Gear, 57T	14	26
RS1-0109-000	Gear, 40T	11	8
RS1-0110-000	Gear, 30T	11	1
RS1-0111-000	Gear, 20T	11	2
RS1-0112-000	Gear, 23T	11	3
RS1-0113-000	Gear, 22T	11	4
RS1-0114-000	Gear, 27T/18T	24	21
RS1-0116-000	Gear, 20T	24	22
RS1-0118-000	Gear, 15T	18	6
RS1-0119-000	Gear, 53T	10	5
RS1-0122-000	Gear, 33T	10	6
RS1-0124-000	Gear, 23T	10	8
RS1-0126-000	Gear, 17T	10	9
RS1-0126-000	Gear, 32T/25T	10	7
RS1-0127-000	Gear, 16T	10	10
RS1-0129-000	Gear, 26T	20	5
RS1-0130-020	Gear, 35T	19	3
RS1-0131-000	Gear, 22T	19	4
RS1-0132-000	Gear, 14T	24	23
RS1-0133-000	Gear, 16T	13	10
RS1-0134-000	Gear, 15T	46	19
RS1-0134-000	Gear, 15T	17	23
RS1-0136-000	Gear, 36T	10	14
RS1-0137-000	Gear, 24T	16	1
RS1-0139-000	Gear, 50T/25T	10	15
RS1-0172-000	Gear, 24T	46	20
RS1-0172-000	Gear, 24T	17	22
RS1-0173-000	Gear, 28T	46	21
RS1-0173-000	Gear, 24T	17	14
RS1-0208-000	Gear, 41T	11	7
RS1-0216-000	Gear, 54T/14T	41	2
RS1-0217-000	Gear, 23T	42	2
RS1-0218-000	Gear, 17T	42	3
RS1-0219-000	Gear, 16T	43	6
RS1-0221-000	Gear, 16T	47	6B
RS1-0222-000	Gear, 32T	43	7
RS1-0223-000	Gear, 32T	43	8
RS1-0224-000	Gear, 17T/25T	43	9
RS1-0225-000	Gear, 20T	43	10

# INDEX BY DEC/VENDOR PART NUMBER

DECLaser 2100/2200

PART NO.	DESCRIPTION	FIG NO.	ITEM NO.
RS1-0226-000	Gear, 25T	43	11
RS1-0227-000	Gear, 20T	43	12
RS1-0228-000	Gear, 16/19T	43	13
RS1-1011-000	Bushing	46	7
RS1-1011-000	Bushing	17	7
RS1-1013-000	Bearing	15	4
RS1-1014-000	Bushing	10	17
RS1-1019-000	Bushing	24	24
RS1-1021-000	Bushing	18	9
RS1-1022-000	Bearing	16	8
RS1-1025-000	Bushing	36	17
RS1-1027-000	Bushing	36	18
RS1-1028-000	Bushing	36	19
RS1-1029-000	Bushing	43	14
RS1-1030-000	Bushing	36	20
RS1-1032-000	Bushing	47	5
RS1-1040-030	Bushing	24	31
RS1-1213-000	Bushing	43	16
RS1-2070-000	Plate, Belt Adjusting	42	5
RS1-2095-000	Spring, Torsion	44	31
RS1-2095-000	Spring, Torsion	14	27
RS1-2096-000	Spring, Torsion	44	32
RS1-2096-000	Spring, Torsion	14	28
RS1-2097-000	Spring, Tension	44	33
RS1-2097-000	Spring, Tension	14	29
RS1-2098-020	Spring, Torsion	46	8
RS1-2098-020	Spring, Torsion	17	8
RS1-2099-040	Spring, Torsion	46	9
RS1-2099-040	Spring, Torsion	17	9
RS1-2100-000	Spring	38	4
RS1-2100-000	Spring	6	6
RS1-2101-020	Spring, Torsion	3	18
RS1-2104-000	Spring, Tension	24	25
RS1-2105-000	Spring, Tension	24	26
RS1-2106-000	Spring, Tension	18	7
RS1-2108-000	Spring, Torsion	21	3
RS1-2109-020	Spring, Tension	24	27
RS1-2110-000	Spring, Compression	7	4
RS1-2112-000	Spring, Tension	44	34
RS1-2112-000	Spring, Tension	14	30
RS1-2136-020	Spring, Compression	21	5
RS1-2148-000	Spring, Tension	12	6
RS1-2149-000	Spring, Tension	33	8B
RS1-2149-000	Spring, Tension	2	7
RS1-2152-000	Spring, Tension	34	26
RS1-2152-030	Spring, Tension	3	26
RS1-2199-000	Spring, Compression	24	32
RS1-2203-000	Spring, Tension	12	7
RS1-2205-000	Spring, Tension	33	15
RS1-2206-000	Spring, Tension	50	11
RS1-2208-000	Spring, Tension	49	4
RS1-2209-020	Spring, Tension	48	7
RS1-2210-000	Spring, Tension	43	15

**INDEX BY DEC/VENDOR PART NUMBER**  
**DEClaser 2100/2200**

<b>PART NO.</b>	<b>DESCRIPTION</b>	<b>FIG NO.</b>	<b>ITEM NO.</b>
RS1-2211-000	Spring, Clutch	43	22
RS1-2217-000	Spring, Tension	36	35
RS1-2232-000	Spring	7	7
RS1-3037-000	Pulley	50	25
RS1-3038-000	Gear, 25T	36	49
RS1-3040-000	Gear, 14T	41	4
RS1-3041-000	Gear, 32T	41	5
RS1-3042-000	Gear, 24T/17T	42	4
RS1-5142-000	Pivot, Right	36	1
RS1-5143-000	Pivot, Left	36	2
RS1-8581-000	Label	13	13A
RS1-8714-000	Label, Instruction	5	14
RS1-8733-000	Label, Jam Instruction	33	16
RS1-8878-000	Label, "EXEC"	13	6A
RS1-8887-000	Label	12	1B
RY1-1502-000	Lope, Guide 0.148mm (50M)	23	9
SA5-4335-000	Spacer, ROM	27	1
SA5-4338-000	Guide, Module	28	1
SA5-4339-000	Panel	28	2
SA5-4383-000	Spacer, LED	39	4
SA5-4384-000	Spacer, LCD	39	5
SG5-4025-000	CABLE ASSEMBLY, PANEL (DEClaser 2100)	30	N/A
SG5-4025-000	CABLE ASSEMBLY, PANEL (DEClaser 2100)	1	Not Shown
SG5-4026-000	CABLE ASSEMBLY 5, PANEL	51	1
SG5-4026-000	CABLE ASSEMBLY 5, PANEL	32	Not Shown
SG5-4027-000	CABLE ASSEMBLY 6, PANEL	51	2
SG5-4027-000	CABLE ASSEMBLY 6, PANEL	32	Not Shown
SG5-4155-000	MODULE ASSEMBLY, INTERFACE	37	33
SG5-4159-000	MODULE ASSEMBLY, DISPLAY	8	3
SG5-4160-000	MODULE ASSEMBLY, DISPLAY	39	3
SG5-4160-000	MODULE ASSEMBLY, DISPLAY	32	23
SG5-4162-000	Module Assembly, ROM (DEClaser 2100)	27	2
SG5-4163-000	Module Assembly, ROM	32	25
SG5-4163-000	Module Assembly, EP-ROM (DEClaser 2200)	27	2
SG5-4168-000	Module Assembly, ROM	1	25
SW9-0239-000	Nut, Lock	28	3
VS1-0190-009	Housing, 9 Pin Connector	26	2
VS1-0192-002	Connector, Female 2P	42	11
VS1-0193-003	Connector, Female 3P	42	12
VS1-0580-006	Connector, 6 Pin Female	26	7
VS1-0580-009	Connector, 9 Pin Female	26	9
VS3-0108-000	Connector, SP Female	42	9
VS3-0190-003	Connector, Female 3 Pin	4	30
VS3-0190-004	Connector, Female 4 Pin	4	32
VS3-0190-014	Housing, 14 Pin Connector	26	5
WC4-0193-000	Microswitch	50	19B
WD1-0222-000	Fuse, 250V/3.15A (220/240V)	25	3A
WD1-0224-000	Fuse, 125V/6.3A (100/115V)	25	3A
WG1-0350-000	Lamp	22	2A
WR1-0102-000	Spacer, LED	8	3A
WS3-0885-000	Pin Contact, 20-30 AWG	42	10
WS3-1021-000	Contact, 18-24 AWG	26	8
WS3-1204-000	Contact	26	6
WS3-1204-000	Contact	26	10



**INDEX BY DEC/VENDOR PART NUMBER**  
**DECLaser 2100/2200**

<b>PART NO.</b>	<b>DESCRIPTION</b>	<b>FIG NO.</b>	<b>ITEM NO.</b>
WS3-1204-000	Contact	4	33
WS3-1204-000	Contact	4	31
WS9-0104-000	Cap, Dust	37	22
WS9-0104-000	Cap, Dust	4	40
WT1-0217-000	Terminal, Ring, 3.68mm	24	17C
WT2-0030-000	Tie, Cable	40	3
WT2-0030-000	Tie, Cable	41	11
WT2-0136-000	Clip, Cable	36	32
WT2-0171-000	Bushing	50	20
WT2-0250-000	Clip	36	28
WT2-0250-000	Clip	4	17
WT2-0317-000	Clip	35	27
WT2-0317-000	Clip	35	12
WT2-0317-000	Clip	36	30
WT2-0317-000	Clip	5	7
WT2-0317-00C	Clip	4	26
WT2-0365-000	Clip	50	21
WT2-0365-000	Clip	48	10
WT2-0365-000	Clip	36	31
XA9-0135-000	Nut, Push	33	8C
XA9-0135-000	Nut, Push	2	8
XA9-0233-000	Screw, M3 x 6	34	18
XA9-0233-000	Screw, M3 x 6	3	31
XA9-0258-000	Screw, Binding	37	29
XA9-0258-000	Screw, TP M3 x 6	37	28
XA9-0258-000	Screw, Binding	4	12
XA9-0267-000	Screw, TP M3 x 6	40	5
XA9-0267-000	Screw, TP M3 x 6	35	23
XA9-0267-000	Screw, TP M3 x 6	24	35
XA9-0267-000	Screw, TP M3 x 6	36	24
XA9-0267-000	Screw, TP M3 x 6	11	9
XA9-0267-000	Screw, TP M3 x 6	4	20
XA9-0326-000	Screw, TP M3 x 4	49	8
XA9-0342-000	Screw, Stepped M3	26	4
XA9-0342-000	Screw, Stepped M3	34	17
XA9-0342-000	Screw, Stepped, M3 (DECLaser 2100)	24	36
XA9-0342-000	Screw, Stepped M3	3	30
XA9-0375-000	Screw, M3 x 25	44	40
XA9-0375-000	Screw	32	Not Shown
XA9-0375-000	Screw, M3 x 25	14	36
XA9-0375-000	Screw	1	Not Shown
XA9-0384-000	Screw, M3	37	30
XA9-0389-000	Screw, w/Toothed Washer M3 x 8	37	31
XA9-0389-000	Screw, w/Toothed Washer M3 x 8	4	13
XA9-0397-000	Screw, TP M3 x 6	43	23
XA9-0397-000	Screw, TP M3 x 6	48	8
XA9-0397-000	Screw, TP M3 x 6	44	43
XA9-0397-000	Screw, TP M3 x 6	42	8
XA9-0397-000	Screw, TP M3 x 6	50	12
XA9-0397-000	Screw, TP M3 x 6	45	5
XA9-0397-000	Screw, TP M3 x 6	30	2
XA9-0397-000	Screw, TP M3 x 6	36	33
XA9-0397-000	Screw, TP M3 x 6	36	38
XA9-0397-000	Screw, TP M3 x 6	4	47
XA9-0410-000	Screw, Pan Hd M3	36	26

**INDEX BY DEC/VENDOR PART NUMBER**  
**DEClaser 2100/2200**

<b>PART NO.</b>	<b>DESCRIPTION</b>	<b>FIG NO.</b>	<b>ITEM NO.</b>
XA9-0411-000	Screw, Stepped M3	49	7
XA9-0454-000	Screw, TP M3	4	16
XB1-1301-003	Screw, Machine Pan Hd M3 x 10	28	4
XB1-2201-009	Screw, Machine Hd M2 x 10	50	19C
XB1-2300-407	Screw, Machine Truss Hd M3 x 4	46	2
XB1-2300-407	Screw, Binding	17	2
XB1-2300-606	Screw, Binding Hd Machine (E19)	32	Not Shown
XB1-2300-606	Screw, Binding Hd Machine (E19)	1	Not Shown
XB1-2300-FJ9	Screw, Binding Hd Machine (E21)	32	Not Shown
XB1-2300-609	Screw, Binding Hd Machine (E21)	1	Not Shown
XB1-2500-803	Screw, Binding M5 x 8	5	4
XB4-7300-609	Screw, Self Tap (G17)	32	Not Shown
XB4-7300-609	Screw, Self Tap (G17)	1	Not Shown
XB4-7401-009	Screw, Tapping	44	42
XB4-7401-009	Screw, Tapping	14	39
XB9-0397-000	Screw	32	Not Shown
XB9-0397-000	Screw	1	Not Shown
XD9-0076-000	Ring, Grip 5.6	10	16
XD9-0079-000	Washer, Wave	24	38
XD9-0080-000	Washer	7	9
XD9-0083-000	Pin, Spring 2 x 14	38	6
XD9-0083-000	Pin, 2 x 14	6	8
XD9-0084-000	Pin, Spring 2.5 18	38	7
XD9-0084-000	Pin, 2.5 x 18	6	9
XD9-0087-000	Washer, Inner Toothed	36	50
XF9-0201-000	Belt, 180T Timing	41	6
XF9-0202-000	Belt, 339T Timing	41	7
XF9-0203-000	Belt, 140T Timing	36	27
XG3-6010-303	Bearing, Ball	44	35
XG3-6010-303	Bearing, Ball	14	31

# INDEX BY DEC/VENDOR PART DESCRIPTION

DEClaaser 2100/2200

DESCRIPTION	PART NO.	FIG. NO.	ITEM NO.
Arm	RA1-4036-000	34	29
Arm	RF1-0934-000	18	5
Arm	RF1-0921-000	24	18
Arm	RA1-4203-000	21	1
Arm	RA1-4181-000	7	2
Arm	RA1-4036-000	3	8
Arm, Paper Sensing	RA1-3828-040	44	8
Arm, Paper Sensing	RA1-3828-040	14	8
Arm, Sensor	RA1-6207-000	36	34B
Arm, Sensor Support	RF1-2051-000	13	14
Arm, Shutter	RA1-3827-000	44	7
Arm, Shutter	RA1-3827-000	14	7
Bar, "A"	RA1-4033-060	3	13
Bar, "B"	RA1-4030-060	3	12
Bar, "A"	RF9-0603-070	34	24
Bar, "B"	RA1-4030-060	34	12
Bearing	RS1-1013-000	15	4
Bearing	RS1-1022-000	16	8
Bearing, Ball	XG3-6010-303	44	35
Bearing, Ball	XG3-6010-303	14	31
Belt, 140T Timing	XF9-0203-000	36	27
Belt, 180T Timing	XF9-0201-000	41	6
Belt, 339T Timing	XF9-0202-000	41	7
BLOCK ASSEMBLY, MAIN BODY	N/A	44	N/A
BLOCK ASSEMBLY, MAIN BODY	N/A	32	1
BLOCK ASSEMBLY, MAIN BODY	N/A	1	1
BLOCK ASSEMBLY, MAIN BODY (DEClaaser 2100)	N/A	14	N/A
Block, Main Body	RA1-6134-000	44	1
Block, Main Body	RA1-4776-000	14	1
Block, Sliding	RA1-4182-000	7	3
BODY ASSEMBLY, LOWER MAIN	N/A	36	N/A
BODY ASSEMBLY, LOWER MAIN	N/A	32	7
BCDY, CASSETTE	RF1-2526-000	13	6
Body, Cassette (A4)	RF1-2524-000	12	2
Body, Cassette (EXEC)	RF1-2527-000	12	2
Body, Cassette (LGL)	RF1-2523-000	12	2
Body, Cassette (LTR)	RF1-2525-000	12	2
Bracket, Flapper Sensing	RA1-6264-000	50	19A
Bracket, Inverter Drive	RF1-2066-000	43	20
Bracket, Motor	RF1-2064-000	41	10
Bracket, Paper Feed Sensor	RF1-2305-020	49	6A
Bushing	RS1-1029-000	43	14
Bushing	RS1-1011-000	46	7
Bushing	RA1-6273-000	50	9
Bushing	RS1-1213-000	43	16
Bushing	FS1-1188-000	50	14
Bushing	WT2-0171-000	50	20
Bushing	FS1-1213-000	50	13
Bushing	FS1-1213-000	47	6C
Bushing	FS1-1422-000	46	15
Bushing	RS1-1032-000	47	5
Bushing	FS1-1188-000	36	25
Bushing	RS1-1028-000	36	19
Bushing	RS1-1030-000	36	20

# INDEX BY DEC/VENDOR PART DESCRIPTION

DECclaser 2100/2200

DESCRIPTION	PART NO.	FIG. NO.	ITEM NO.
Bushing	RS1-1025-000	36	17
Bushing	FS1-1213-000	36	46
Bushing	RS1-1027-000	36	18
Bushing	FS5-1004-000	16	2
Bushing	RS1-1040-030	24	31
Bushing	RS1-1021-000	18	9
Bushing	FS1-1205-000	20	9
Bushing	FS1-1422-000	17	16
Bushing	RS1-1011-000	17	7
Bushing	RS1-1019-000	24	24
Bushing	FS1-1422-000	20	6
Bushing	RS1-1014-000	10	17
Button, Release	RA1-9795-000	33	8A
Button, Release	RA1-9795-000	2	5
Cable	RG1-1391-000	43	24
Cable	RG1-1322-000	50	24
Cable Assembly	RG1-0905-000	35	24
CABLE ASSEMBLY 5, PANEL	SG5-4026-000	51	1
CABLE ASSEMBLY 5, PANEL	SG5-4026-000	32	Not Shown
CABLE ASSEMBLY 6, PANEL	SG5-4027-000	51	2
CABLE ASSEMBLY 6, PANEL	SG5-4027-000	32	Not Shown
Cable Assembly, 06 Cond. Shielded	17-01364-01	32	Not Shown
Cable Assembly, 06 Cond. Shielded	17-01364-01	1	Not Shown
CABLE ASSEMBLY, CONNECTOR	RG1-0911-000	24	17
CABLE ASSEMBLY, LASER/SCANNER	RG1-0908-050	31	N/A
CABLE ASSEMBLY, LASER/SCANNER	RG1-0908-050	1	Not Shown
CABLE ASSEMBLY, LASER/SCANNER (DECclaser 2200)	RG1-1370-040	40	N/A
CABLE ASSEMBLY, LASER/SCANNER (DECclaser 2200)	RG1-1370-040	32	42
CABLE ASSEMBLY, LASER/SCANNER (DECclaser 2200)	RG1-1370-040	37	32
CABLE ASSEMBLY, PANEL (DECclaser 2100)	SG5-4025-000	30	N/A
CABLE ASSEMBLY, PANEL (DECclaser 2100)	SG5-4025-000	1	Not Shown
CABLE ASSEMBLY, PANEL (DECclaser 2200)	N/A	51	N/A
Cable, Feeder	RG1-1946-000	37	18
Cable, Fixing Assembly	RG1-0907-040	4	51
Cable, Laser/Scanner	RG1-1320-000	40	2
Cam	RA1-3855-000	45	3
Cam	RA1-3855-000	15	3
Cam, Drive Release	RA1-3946-000	24	7
Cam, Left	RA1-3911-000	38	2
Cam, Left	RA1-3911-000	6	1
Cam, Right	RA1-3912-000	38	3
Cam, Right	RA1-3912-000	6	2
Cap, Dust	RA9-0637-000	37	2
Cap, Dust	WS9-0104-000	37	22
Cap, Dust	WS9-0104-000	4	40
Cap, Roller	RA1-3963-000	24	15
Capacitor	RF1-2163-000	44	39
Cartridge, Postscript (30-33644-05)	LNXXR-PS	32	Not Shown
Cartridge, Postscript (30-33644-05)	LNXXR-PS	1	Not Shown
Case, Filter	RF1-2133-020	5	16

# INDEX BY DEC/VENDOR PART DESCRIPTION

DEClaSer 2100/2200

DESCRIPTION	PART NO.	FIG. NO.	ITEM NO.
CASSETTE (A4/LGL/LTR/EXEC)	N/A	32	44
CASSETTE (A4/LGL/LTR/EXEC)	N/A	12	N/A
CASSETTE (A4/LGL/LTR/EXEC)	N/A	1	7
CASSETTE (X1)	N/A	32	44
CASSETTE (X1)	N/A	13	N/A
CASSETTE (X1)	N/A	1	7
CHASSIS ASSEMBLY	N/A	35	N/A
CHASSIS ASSEMBLY	N/A	32	6
Claw, Separation	RA1-3971-000	18	1
Cleaner	RF1-1177-000	16	9
Cleaner, Fixing Roller	RG1-0966-030	24	37
Clip	WT2-0365-000	50	21
Clip	WT2-0365-000	48	10
Clip	WT2-0317-000	36	30
Clip	WT2-0317-000	35	12
Clip	WT2-0365-000	36	31
Clip	WT2-0250-000	36	28
Clip	WT2-0317-000	35	27
Clip	WT2-0250-000	4	17
Clip	WT2-0317-000	5	7
Clip	WT2-0317-000	4	26
Clip, Cable	WT2-0136-000	36	32
Clip, Hood	RA1-5424-000	5	12
Clutch	RA1-6322-000	36	47
Collar	RA1-5259-000	46	12
Collar	RA1-5259-000	17	12
Connector	RH2-5051-000	37	20
Connector	RH2-5051-000	4	34
Connector, 2P, Female (J103)	RH2-5045-000	24	17A
Connector, 6 Pin Female	VS1-0580-006	26	7
Connector, 9 Pin Female	VS1-0580-009	26	9
Connector, Female 2P	VS1-0192-002	42	11
Connector, Female 3 Pin	VS3-0190-003	4	30
Connector, Female 3P	VS1-0193-003	42	12
Connector, Female 4 Pin	VS3-0190-004	4	32
Connector, SP Female	VS3-0108-000	42	9
Contact	WS3-1204-000	26	10
Contact	RH2-5046-000	24	17B
Contact	WS3-1204-000	26	6
Contact	WS3-1204-000	4	31
Contact	WS3-1204-000	4	33
Contact, 18-24 AWG	WS3-1021-000	26	8
Cord, Power	17-00199-14	32	Not Shown
Cord, Power	17-00457-10	32	Not Shown
Cord, Power	17-00364-10	32	Not Shown
Cord, Power	17-00209-10	32	Not Shown
Cord, Power	17-00198-09	32	Not Shown
Cord, Power	17-00199-14	32	Not Shown
Cord, Power	17-00210-07	32	Not Shown
Cord, Power	17-00310-08	32	Not Shown
Cord, Power	17-00364-10	1	Not Shown
Cord, Power	17-00209-10	1	Not Shown
Cord, Power	17-00199-14	1	Not Shown
Cord, Power	17-00310-08	1	Not Shown

# INDEX BY DEC/VENDOR PART DESCRIPTION

DECLaser 2100/2200

DESCRIPTION	PART NO.	FIG. NO.	ITEM NO.
Cord, Power	17-00199-14	1	Not Shown
Cord, Power	17-00210-07	1	Not Shown
Cord, Power	17-00457-10	1	Not Shown
Cord, Power	17-00198-09	1	Not Shown
Cord, Power (100V)	N/A	5	18
Cord, Power (115V)	N/A	5	18
Cord, Power (115V)	N/A	5	18
Cord, Power (220V)	N/A	5	18
Cord, Power (220V)	N/A	5	18
CORONA ASSEMBLY, TRANSFER	29-28277-01	32	13
CORONA ASSEMBLY, TRANSFER	29-28277-01	23	N/A
CORONA ASSEMBLY, TRANSFER	29-28277-01	1	13
COUNTRY KIT, AUSTRALIA/NEW ZEALAND	LN06X-KZ	32	Not Shown
COUNTRY KIT, AUSTRALIA/NEW ZEALAND	LN05X-KZ	1	Not Shown
COUNTRY KIT, CENTRAL EUROPE (BELGIUM/FRANCE/HOLLAND/GERMANY /AUSTRIA, w/IT./FR./GR./DUTCH DOC)	LN06X-MD	32	Not Shown
COUNTRY KIT, CENTRAL EUROPE (BELGIUM/FRANCE/HOLLAND/GERMANY /AUSTRIA, w/IT./FR./GR./DUTCH DOC)	LN05X-MD	1	Not Shown
COUNTRY KIT, DENMARK	LN06X-KD	32	Not Shown
COUNTRY KIT, DENMARK	LN05X-KD	1	Not Shown
COUNTRY KIT, ISRAEL	LN06X-KT	32	Not Shown
COUNTRY KIT, ISRAEL	LN05X-KT	1	Not Shown
COUNTRY KIT, ITALY (w/IT./FR./DUTCH DOC)	LN06X-KI	32	Not Shown
COUNTRY KIT, ITALY (w/IT./FR./GR./DUTCH DOC)	LN05X-KI	1	Not Shown
COUNTRY KIT, SWEDEN/FINLAND/NORWAY /SPAIN/PORTUGAL	LN06X-MC	32	Not Shown
COUNTRY KIT, SWEDEN/FINLAND/NORWAY /SPAIN/PORTUGAL	LN05X-MC	1	Not Shown
COUNTRY KIT, SWISS (w/IT./FR./GR./DUTCH DOC)	LN06X-MB	32	Not Shown
COUNTRY KIT, SWISS (w/IT./FR./GR./DUTCH DOC)	LN05X-MB	1	Not Shown
COUNTRY KIT, UK/IRELAND	LN06X-KE	32	Not Shown
COUNTRY KIT, UK/IRELAND	LN05X-KE	1	Not Shown
COUPLER ASSEMBLY, DELIVERY	RG1-0967-040	19	N/A
COUPLER ASSEMBLY, DELIVERY	RG1-0967-040	32	16
COUPLER ASSEMBLY, DELIVERY	RG1-0967-040	1	16
Coupler, Delivery	RA1-4061-020	19	1
Cover	RA1-4079-000	34	7
Cover	RA1-4048-000	34	30
Cover	RA1-9811-000	34	1
Cover	RA1-4079-000	3	24
Cover	RA1-4048-000	3	17
Cover Assembly, Top L (LGL)	RG1-1889-000	12	11
Cover Assembly, Top S (A4, LTR, EXEC)	RG1-1890-000	12	11
COVER ASSEMBLY, UPPER	N/A	32	43
COVER ASSEMBLY, UPPER	N/A	34	N/A
COVER ASSEMBLY, UPPER	N/A	3	N/A
COVER ASSEMBLY, UPPER	N/A	1	35

# INDEX BY DEC/VENDOR PART DESCRIPTION

DEClaser 2100/2200

DESCRIPTION	PART NO.	FIG. NO.	ITEM NO.
Cover, Belt	RA1-6293-000	36	21
Cover, Bottom	RF1-2552-000	37	3
Cover, Connector	RA1-6234-000	49	9
Cover, Connector	RA1-6197-000	35	8
Cover, Connector Module	RA1-6310-000	36	9
Cover, Electrical Components	RA1-4599-040	25	1
Cover, Gear	RF1-0998-050	9	1
Cover, Heater	RA1-4038-020	34	10
Cover, Heater	RA1-4038-020	3	10
Cover, Insulation	RA1-5423-000	35	21
Cover, Insulation	RA1-5423-000	4	43
Cover, Left	RA1-9818-000	33	11
Cover, Left	RA1-3894-000	23	7
Cover, Left	RA1-3959-000	24	13
Cover, Lever	RA1-4638-020	35	18
Cover, Lever	RA1-4638-020	4	38
COVER, LOWER	RF1-2138-000	4	19
Cover, Lower Delivery	RA1-9799-000	34	6
Cover, Lower Delivery	RA1-9799-000	3	23
Cover, Lower Module	RA1-4085-000	5	10
Cover, Rear Delivery	RA1-9800-000	3	4
Cover, Right	RA1-9817-000	33	10
Cover, Right	RA1-3893-000	23	6
Cover, Right	RA1-3960-000	24	14
Cover, Sensor Lever	RA1-6180-000	37	1
Cover, Separation Claw	RA1-3974-000	18	3
Cover, Shutter	RA1-4320-000	44	23
Cover, Shutter	RA1-4320-000	14	21
Cover, Solenoid	RA1-6223-000	48	4
Cover, Spring	RA1-8027-000	13	4
Cover, Top	RA1-6072-000	13	11
Cover, Tray	RA1-9822-000	50	16A
Cover, Upper	RF1-0923-020	24	39
Cover, Upper Module	RA1-4088-000	5	6
Crossmember, Upper	RA1-3931-030	24	2
Cushion	RA1-6145-020	34	25A
Cushion	RA1-6147-000	34	25B
Damper	RF1-2312-000	36	29
Damper, Felt	RA1-6082-000	24	3A
DEClaser 2100 PRINTER ASSEMBLY (30-32836-02, 100/115V 50/60Hz)	LN05-A2	1	N/A
DEClaser 2100 PRINTER ASSEMBLY (30-32836-03, 220/240V 50 Hz)	LN05-A3	1	N/A
DEClaser 2200 PRINTER ASSEMBLY (30-32837-02, 100/115V 50/60Hz)	LN06-A2	32	N/A
DEClaser 2200 PRINTER ASSEMBLY (30-32837-03, 220/240V 50Hz)	LN06-A3	32	N/A
Deflector	RA1-4021-000	3	2
DELIVERY ASSEMBLY, FIXING	RG1-0941-000	18	N/A
DELIVERY ASSEMBLY, FIXING	RG1-0941-000	24	Not Shown
DELIVERY ASSEMBLY, FIXING	RG1-0941-000	32	4
DELIVERY ASSEMBLY, FIXING	RG1-0941-000	1	4
DELIVERY ASSEMBLY, PAPER	29-28299-01	34	31
DELIVERY ASSEMBLY, PAPER	29-28299-01	32	15

# INDEX BY DEC/VENDOR PART DESCRIPTION

DEClaser 2100/2200

DESCRIPTION	PART NO.	FIG. NO.	ITEM NO.
DELIVERY ASSEMBLY, PAPER	29-28299-01	20	N/A
DELIVERY ASSEMBLY, PAPER	29-28299-01	3	33
DELIVERY ASSEMBLY, PAPER	29-28299-01	1	15
Door, Left	RA1-9815-000	33	14
DRIVE ASSEMBLY, INVERTER	29-28297-01	43	N/A
DRIVE ASSEMBLY, INVERTER	29-28297-01	32	34
DRIVE ASSEMBLY, MAIN	29-28279-01	32	9
DRIVE ASSEMBLY, MAIN	29-28279-01	10	N/A
DRIVE ASSEMBLY, MAIN	29-28279-01	1	9
DRIVE ASSEMBLY, MAIN	29-28279-01	9	3
DRIVE ASSEMBLY, PAPER ALIGNMENT GUIDE	29-28296-01	42	N/A
DRIVE ASSEMBLY, PAPER ALIGNMENT GUIDE	29-28296-01	32	35
DRIVE ASSEMBLY, PICK-UP ROLLER	29-28278-01	32	10
DRIVE ASSEMBLY, PICK-UP ROLLER	29-28278-01	11	N/A
DRIVE ASSEMBLY, PICK-UP ROLLER	29-28278-01	1	10
Drum, Clutch	FA3-5964-000	46	14
Drum, Clutch	FA3-5964-000	43	17
Drum, Clutch	FA3-5964-000	17	15
Duct	RA1-7361-000	5	13
ELECTRICAL COMPONENTS ASSEMBLY (100/115V)	29-28289-01	32	19
ELECTRICAL COMPONENTS ASSEMBLY (100/115V)	29-28284-01	1	19
ELECTRICAL COMPONENTS ASSEMBLY (220/240V)	29-28289-02	32	19
ELECTRICAL COMPONENTS ASSEMBLY (220/240V)	29-28284-02	1	19
ELECTRICAL COMPONENTS ASSEMBLY, DEClaser 2100 (100/115V)	29-28284-01	25	N/A
ELECTRICAL COMPONENTS ASSEMBLY, DEClaser 2100 (220/240V)	29-28284-02	25	N/A
ELECTRICAL COMPONENTS ASSEMBLY, DEClaser 2200 (100/115V)	29-28289-01	25	N/A
ELECTRICAL COMPONENTS ASSEMBLY, DEClaser 2200(220/240V)	29-28289-02	25	N/A
Eliminator, Static Charge	RA1-4047-020	34	16
Eliminator, Static Charge	RA1-3967-020	24	19
Eliminator, Static Charge	RA1-4047-020	3	16
Eliminator, Static Charge (DEClaser 2100)	RF1-0916-020	23	4
Eliminator, Static Charge (DEClaser 2200)	RF1-0916-000	23	4
ENCLOSURE ASSEMBLY, BOTTOM	N/A	37	N/A
ENCLOSURE ASSEMBLY, BOTTOM	N/A	32	26
ENCLOSURE ASSEMBLY, BOTTOM	N/A	1	26
ENCLOSURE ASSEMBLY, BOTTOM	N/A	1	34
ENCLOSURE ASSEMBLY, BOTTOM	N/A	4	N/A
Fan, 24V DC	29-28271-01	37	24
Fan, 24V DC	29-28271-01	4	21
Fan, 24V DC	29-28281-01	5	17
FEEDER ASSEMBLY	RG1-0938-020	32	2
FEEDER ASSEMBLY	RG1-0938-020	16	N/A
FEEDER ASSEMBLY	RG1-0938-020	1	2
Fiber, Optical	RH2-5109-000	37	23
Fiber, Optical	RH2-5108-000	4	18
Filter, Ozone	29-28272-01	5	15
FIXING ASSEMBLY (100/115V)	29-28288-01	32	3
FIXING ASSEMBLY (100/115V)	29-28288-01	24	N/A
FIXING ASSEMBLY (100/115V)	29-28288-01	1	3



# INDEX BY DEC/VENDOR PART DESCRIPTION

DECLaser 2100/2200

DESCRIPTION	PART NO.	FIG. NO.	ITEM NO.
FIXING ASSEMBLY (220/240V)	29-28288-02	24	N/A
FIXING ASSEMBLY (220/240V)	29-28288-02	32	3
FIXING ASSEMBLY (220/240V)	29-28288-02	1	3
Flange	RA1-6247-000	42	1
Flange, Gear	RA1-6256-000	41	1
Flange, Pulley	RA1-6323-000	36	16
Flapper	RA1-8132-000	50	5
Flapper, Delivery	RA1-9821-000	34	2
Foot	RA1-6329-000	37	8
Foot	RA1-4113-000	4	19A
FRAME, FONT CARD	RF9-0668-000	37	14
Fuse, 125V/6.3A (100/115V)	WD1-0224-000	25	3A
Fuse, 250V/3.15A (220/240V)	WD1-0222-000	25	3A
Gear, 14T	RS1-3040-000	41	4
Gear, 14T	RS1-0132-000	24	23
Gear, 15T	RS1-0134-000	46	19
Gear, 15T	RS1-0134-000	17	23
Gear, 15T	RS1-0118-000	18	6
Gear, 16/19T	RS1-0228-000	43	13
Gear, 16T	RS1-0219-000	43	6
Gear, 16T	RS1-0221-000	47	6B
Gear, 16T	RS1-0133-000	13	10
Gear, 16T	RS1-0127-000	10	10
Gear, 17T	RS1-0218-000	42	3
Gear, 17T	RS1-0126-000	10	9
Gear, 17T/25T	RS1-0224-000	43	9
Gear, 19T	RS1-0105-000	44	29
Gear, 19T	RS1-0105-000	14	25
Gear, 20T	RS1-0225-000	43	10
Gear, 20T	RS1-0227-000	43	12
Gear, 20T	RS1-0116-000	24	22
Gear, 20T	RS1-0111-000	11	2
Gear, 21T	FS5-0007-000	46	16
Gear, 21T	FS5-0007-000	17	17
Gear, 22T	RS1-0131-000	19	4
Gear, 22T	RS1-0113-000	11	4
Gear, 23T	RS1-0217-000	42	2
Gear, 23T	RS1-0112-000	11	3
Gear, 23T	RS1-0124-000	10	8
Gear, 24T	RS1-0172-000	46	20
Gear, 24T	RS1-0137-000	16	1
Gear, 24T	RS1-0172-000	17	22
Gear, 24T	RS1-0173-000	17	14
Gear, 24T/17T	RS1-3042-000	42	4
Gear, 25T	RS1-0226-000	43	11
Gear, 25T	RS1-3038-000	36	49
Gear, 26T	RS1-0129-000	20	5
Gear, 27T/18T	RS1-0114-000	24	21
Gear, 28T	RS1-0173-000	46	21
Gear, 30T	RS1-0110-000	11	1
Gear, 31T	RF1-0135-000	10	13
Gear, 32T	RS1-0223-000	43	8
Gear, 32T	RS1-0222-000	43	7

# INDEX BY DEC/VENDOR PART DESCRIPTION

DEC/aser 2100/2200

DESCRIPTION	PART NO.	FIG. NO.	ITEM NO.
Gear, 32T	RS1-3041-000	41	5
Gear, 32T	FS5-0020-000	24	30
Gear, 32T/25T	RS1-0126-000	10	7
Gear, 33T	RS1-0122-000	10	6
Gear, 35T	RS1-0130-020	19	3
Gear, 36T	RS1-0136-000	10	14
Gear, 40T	RS1-0109-000	11	8
Gear, 41T	RS1-0208-000	11	7
Gear, 50T/25T	RS1-0139-000	10	15
Gear, 53T	RS1-0119-000	10	5
Gear, 54T/14T	RS1-0216-000	41	2
Gear, 57T	RS1-0106-000	44	30
Gear, 57T	RS1-0106-000	14	26
Guide	RA1-3987-000	10	1
Guide 1, Lower Feeder	RA1-6214-000	47	1
Guide 1, Upper Feeder	RA1-6220-000	48	1
Guide 2, Lower Feeder	RF1-2533-000	49	3
Guide 2, Upper Feeder	RA1-6226-000	49	1
Guide 3, Upper Feeder	RF1-2532-000	49	2
GUIDE ASSEMBLY 1, DUPLEXING UNIT UPPER	RG1-1344-040	48	N/A
GUIDE ASSEMBLY 1, DUPLEXING UNIT UPPER	RG1-1344-040	32	38
GUIDE ASSEMBLY 2, DUPLEXING UNIT UPPER	RG1-1345-040	49	N/A
GUIDE ASSEMBLY 2, DUPLEXING UNIT UPPER	RG1-1345-040	32	40
GUIDE ASSEMBLY, DUPLEXING UNIT LOWER	RG1-1343-020	47	N/A
GUIDE ASSEMBLY, DUPLEXING UNIT LOWER	RG1-1343-020	32	39
GUIDE ASSEMBLY, PAPER PICK-UP	RF1-2073-000	44	41
GUIDE ASSEMBLY, TRANSFER	29-28292-01	46	N/A
GUIDE ASSEMBLY, TRANSFER	29-28292-01	32	12
GUIDE ASSEMBLY, TRANSFER	29-28286-01	17	N/A
GUIDE ASSEMBLY, TRANSFER	29-28286-01	1	12
GUIDE, 1	RF1-2313-020	50	3
Guide, 2	RF1-2075-050	50	15
GUIDE, 3	RF1-2314-020	36	39
Guide, Auxiliary	RA1-3837-000	44	17
Guide, Auxiliary	RA1-3837-000	14	17
GUIDE, CARTRIDGE	RF1-0947-000	34	9
GUIDE, CARTRIDGE	RF1-0947-000	3	9
Guide, Cassette Right	RA1-3826-000	14	6
Guide, Cassette Left	RA1-3825-000	14	5
Guide, Center D-ROM Module	RA1-7997-000	4	5
Guide, D-ROM Module (Center)	RA1-7997-000	37	11
Guide, Delivery	RA1-5481-000	20	10
Guide, Envelope Feeder	RA1-8148-000	35	25
Guide, Expansion Module (Left)	RA1-4135-000	37	13
Guide, Expansion Module (Right)	RA1-7998-000	37	12
Guide, Front D-RAM Module	RA1-7996-000	4	6
Guide, Left Cassette	RA1-3825-040	44	5
Guide, Left Cassette	RA1-6168-000	36	4
Guide, Left Expansion Module	RA1-7992-000	4	8
Guide, Left Hook	RA1-3833-000	44	13
Guide, Left Hook	RA1-3833-000	14	13

**INDEX BY DEC/VENDOR PART DESCRIPTION**  
**DEClaSer 2100/2200**

DESCRIPTION	PART NO.	FIG. NO.	ITEM NO.
Guide, Lower	RA1-9820-000	50	7
Guide, Lower Rear Side	RF1-2687-000	12	9
Guide, Lower Side	RF1-2686-000	12	8
Guide, Module	SA5-4338-000	28	1
Guide, Paper	RA1-4058-000	20	3
Guide, Paper	RA1-3932-030	24	1
Guide, Paper	RF1-0927-040	16	3
Guide, Paper Holder	RA1-6206-030	36	34A
Guide, Right Cassette	RA1-3826-040	44	6
Guide, Right Cassette	RA1-6167-000	36	3
Guide, Right Expansion Module	RA1-4135-000	4	7
Guide, Right Hook	RA1-3834-000	44	14
Guide, Right Hook	RA1-3834-000	14	14
Guide, Separation	RA1-3941-000	24	8
Guide, Upper Cartridge	RA1-7991-000	37	6
Guide, Upper Cartridge	RA1-7991-000	4	11
Guide, Upper Paper	RF1-0999-000	24	40
Guide, Upper Side	RF1-1398-000	12	4
Guide, Upper Side	RF1-0981-000	12	5
Guide, Upper Transfer	RF1-2062-000	46	18
Guide, Upper Transfer	RA1-3864-000	44	20
Guide, Upper Transfer	RF1-0946-020	17	19
Guide, Upper Transfer	RA1-3864-000	14	20
Heater, 115V 620W	RH7-4024-000	24	34
Heater, 240V 570W	RH7-4025-000	24	34
HINGE ASSEMBLY (LEFT)	RG1-1436-000	32	29
HINGE ASSEMBLY (LEFT)	RG1-1436-000	7	N/A
HINGE ASSEMBLY (LEFT)	RG1-1436-000	1	29
HINGE ASSEMBLY (RIGHT)	RG1-1435-000	32	29
HINGE ASSEMBLY (RIGHT)	RG1-1435-000	7	N/A
HINGE ASSEMBLY (RIGHT)	RG1-1435-000	1	29
Holder, Cable	RA1-6314-000	36	15
Holder, Cord	RA1-6200-000	35	11
Holder, Core	RA1-6338-020	40	1
Holder, Left	RF1-2072-020	50	28
HOLDER, LEFT HEATER TERMINAL	RF1-2032-000	24	3
Holder, Lever	RA1-6309-000	36	13
Holder, Right	RF1-2071-000	50	27
Holder, Right, Heater Terminal	RA1-3937-000	24	4
Holder, Roller	RA1-6223-000	48	3
Holder, Separation Claw	RA1-3975-000	18	10
Holder, Shaft	RA1-6306-000	36	11
Hood	RA1-7362-000	5	11
Hook, Left	RA1-3831-000	44	11
Hook, Left	RA1-3831-000	14	11
Hook, Right	RA1-3832-000	44	12
Hook, Right	RA1-3832-000	14	12
Housing, 14 Pin Connector	VS3-0190-014	26	5
Housing, 9 Pin Connector	VS1-0190-009	26	2
INVERTER ASSEMBLY	RG1-1936-000	50	N/A
INVERTER ASSEMBLY	RG1-1936-000	32	36
KIT, POSTSCRIPT UPGRADE	LN06R-UB	32	Not Shown
KIT, POSTSCRIPT UPGRADE	LN05R-UA	1	Not Shown

# INDEX BY DEC/VENDOR PART DESCRIPTION

DEClaSer 2100/2200

DESCRIPTION	PART NO.	FIG. NO.	ITEM NO.
KIT, SCREW (DEC)	29-28314-01	32	Not Shown
KIT, SCREW (DEC)	29-28314-01	1	Not Shown
Kit, Toner/Supplies (22-00580-01)	LNXX-AC	1	Not Shown
Kit, Toner/Supplies Cartridge	LNXX-AC	32	Not Shown
Knob	RA1-9819-000	33	12
Knob	RA1-8136-000	37	4
Knob, Terminal	RA1-8001-000	4	4
Label	RS1-8581-000	13	13A
Label	RS1-8887-000	12	1B
Label, "EXEC"	RS1-8878-000	13	6A
Label, Instruction	RS1-8714-000	5	14
Label, Jam Instruction	RS1-8733-000	33	16
Lamp	WG1-0350-000	22	2A
LAMP ASSEMBLY, PRE-COND. EXP.	29-28276-01	3	32
LAMP ASSEMBLY, PRE-COND. EXP.	29-28276-01	32	17
LAMP ASSEMBLY, PRE-COND. EXP.	29-28276-01	1	17
LAMP ASSEMBLY, PRE-COND. EXP.	29-28276-01	34	19
LAMP ASSEMBLY, PRE-COND. EXP.	29-28276-01	22	N/A
Laser/Scanner Assembly	29-28274-01	44	44
Laser/Scanner Assembly	29-28274-01	14	40
Lever	RA1-6186-020	37	19A
Lever, Delivery Sensing	RA1-3942-050	24	5
Lever, Paper Sensing	RA1-4162-000	4	28
Lever, Release	RA1-6308-000	36	12
Lever, Size Sensing	RA1-6202-000	35	14B
Lever, Switch	RA1-4046-020	34	15
Lever, Switch	RA1-4046-020	3	15
Lifter, Left	RA1-3835-000	44	15
Lifter, Left	RA1-3835-000	14	15
Lifter, Right	RA1-3836-000	44	16
Lifter, Right	RA1-3836-000	14	16
Lope, Guide 0.148mm (50M)	RY1-1502-000	23	9
Magnet Holder Unit	RG9-0212-000	3	1
Member, Cross	RA1-6174-000	36	8
Microswitch	WC4-0193-000	50	19B
Mirror Assembly	RG0-0052-000	34	21
Mirror Assembly	RG0-0052-040	3	25
Module Assembly, AC Driver (100/115V)	RG1-1892-000	32	32
Module Assembly, AC Driver (100/115V)	RG1-1892-000	5	8
Module Assembly, AC Driver (100/115V)	RG1-1892-000	1	32
Module Assembly, AC Driver (220/240V)	RG1-1893-000	32	32
Module Assembly, AC Driver (220/240V)	RG1-1893-000	1	32
Module Assembly, AC Driver (220/240V)	RG1-1893-000	5	8
MODULE ASSEMBLY, DC CONTROLLER	29-28290-01	32	24
MODULE ASSEMBLY, DC CONTROLLER	29-28290-01	37	34
MODULE ASSEMBLY, DC CONTROLLER	29-28285-01	26	N/A
MODULE ASSEMBLY, DC CONTROLLER	RG1-0710-090	4	52
MODULE ASSEMBLY, DC CONTROLLER	29-28285-01	1	24
MODULE ASSEMBLY, DC POWER SUPPLY	RG1-1394-020	1	21
MODULE ASSEMBLY, DC POWER SUPPLY	RG1-1395-020	1	21
MODULE ASSEMBLY, DC POWER SUPPLY (110/115V)	RG1-2076-000	32	21
MODULE ASSEMBLY, DC POWER SUPPLY (220/240V)	RG1-2078-060	32	21
MODULE ASSEMBLY, DC POWER SUPPLY DEClaser 2100	RG1-1395-020	25	3
MODULE ASSEMBLY, DC POWER SUPPLY DEClaser 2100	RG1-1394-020	25	3
MODULE ASSEMBLY, DC POWER SUPPLY DEClaser 2200	RG1-2076-000	25	3
MODULE ASSEMBLY, DC POWER SUPPLY DEClaser 2200	RG1-2078-060	25	3

# INDEX BY DEC/VENDOR PART DESCRIPTION

DEClaSer 2100/2200

DESCRIPTION	PART NO.	FIG. NO.	ITEM NO.
MODULE ASSEMBLY, DISPLAY	SG5-4160-000	32	23
MODULE ASSEMBLY, DISPLAY	SG5-4160-000	39	3
MODULE ASSEMBLY, DISPLAY	RG1-4159-000	1	23
MODULE ASSEMBLY, DISPLAY	SG5-4159-000	8	3
Module Assembly, EP-ROM (DEClaSer 2200)	SG5-4163-000	27	2
MODULE ASSEMBLY, EXPOSURE	RG1-0716-000	22	2
Module Assembly, Fixing Heater	RG1-1438-030	32	30
Module Assembly, Fixing Heater	RG1-1438-030	1	30
Module Assembly, Fixing Heater Safety	RG1-1438-030	5	3
MODULE ASSEMBLY, FIXING UNIT	RG1-0719-060	32	5
MODULE ASSEMBLY, FIXING UNIT	RG1-0719-060	24	41
MODULE ASSEMBLY, FIXING UNIT	RG1-0719-060	29	N/A
MODULE ASSEMBLY, FIXING UNIT	RG1-0719-060	1	5
MODULE ASSEMBLY, INTERFACE	29-28275-01	32	28
MODULE ASSEMBLY, INTERFACE	SG5-4155-000	37	33
MODULE ASSEMBLY, INTERFACE	29-28275-01	28	N/A
MODULE ASSEMBLY, INTERFACE	29-28275-01	1	28
MODULE ASSEMBLY, INTERFACE	29-28275-01	4	53
Module Assembly, ROM	SG5-4163-000	32	25
Module Assembly, ROM	SG5-4168-000	1	25
Module Assembly, ROM (DEClaSer 2100)	SG5-4162-000	27	2
Module Assembly, Size Sensor	RG9-0605-000	35	9
MODULE ASSEMBLY, SOLENOID/SENSOR	29-28301-01	32	20
MODULE ASSEMBLY, SOLENOID/SENSOR	29-28301-01	25	2
MODULE ASSEMBLY, SOLENOID/SENSOR	29-28301-01	1	20
MODULE ASSEMBLY, VIDEO CONTROLLER	29-28306-01	37	35
MODULE ASSEMBLY, VIDEO CONTROLLER	29-28306-01	32	27
MODULE ASSEMBLY, VIDEO CONTROLLER	29-28304-01	1	27
MODULE ASSEMBLY, VIDEO CONTROLLER	29-28304-01	4	54
MODULE ASSEMBLY, VIDEO CONTROLLER (DEClaSer 2100)	29-28304-01	27	N/A
MODULE ASSEMBLY, VIDEO CONTROLLER (DEClaSer 2200)	29-28306-01	27	N/A
Module Unit, Interface	RG9-0652-000	28	5
Module, Expansion RAM 2MB (20-32801-01)	LNXX-UD	1	Not Shown
Module, Expansion RAM 2MB (20-32802-01)	LNXX-VE	32	Not Shown
MOTOR ASSEMBLY, DUPLEXING UNIT	29-28295-01	32	33
MOTOR ASSEMBLY, DUPLEXING UNIT	29-28295-01	41	N/A
MOTOR ASSEMBLY, MAIN	29-28280-01	32	8
MOTOR ASSEMBLY, MAIN	29-28280-01	1	8
MOTOR ASSEMBLY, MAIN	29-28280-01	9	N/A
Motor, 20V DC	RH7-1073-000	41	8
Mount, 14 Pin Connector	RA1-4145-000	26	3
Mount, 9 Pin Connector	RA1-4144-000	26	1
Mount, Arm	RF1-0903-020	21	4
Mount, Connector	RA1-6190-000	35	2
Mount, Hinge	RF1-0939-000	7	5
Mount, Left	RA1-5359-000	7	10
Mount, Lever	RA1-8088-000	37	19B
Mount, Module	RA1-6326-000	37	21
Mount, Motor	RF1-0925-000	10	11
Mount, Paper Feed	RF1-0917-000	11	5

# INDEX BY DEC/VENDOR PART DESCRIPTION

DEC/aser 2100/2200

DESCRIPTION	PART NO.	FIG. NO.	ITEM NO.
Mount, Paper Sensing	RA1-4146-000	4	27
Mount, Power Cord	RA1-4084-000	5	5
Mount, Pulse	RH7-1048-030	9	2
Mount, Right	RA1-4163-000	7	10
Mount, Roller	RA1-6224-000	48	5
Mount, Size Sensing	RA1-6201-000	35	14A
Mount, Size Sensing	RA1-6198-000	35	9A
Mount, Solenoid	RA1-6173-000	36	43
Mount, Switch Lever	RA1-6315-000	37	25
Mount, Switch Lever	RA1-5403-030	4	48
Nut A, Plate	RA1-3838-000	44	18
Nut B, Plate	RA1-3839-000	44	19
Nut, Lock	SW9-0239-000	28	3
Nut, Push	XA9-0135-000	33	8C
Nut, Push	XA9-0135-000	2	8
Pad	RA1-3897-000	23	5
Pad, Separation	29-28291-01	46	1
Pad, Separation	29-28307-01	36	41
Pad, Separation	29-28291-01	17	1
Panel	SA5-4339-000	28	2
Panel	RA1-7992-000	4	9
PANEL ASSEMBLY, DISPLAY	29-28305-01	39	N/A
PANEL ASSEMBLY, DISPLAY	29-28305-01	32	22
PANEL ASSEMBLY, DISPLAY	29-28303-01	8	N/A
PANEL ASSEMBLY, DISPLAY	29-28303-01	1	22
Panel, Blanking	RA1-9809-000	33	4
PANEL, DELIVERY	RF1-2982-000	34	25
Panel, Display	RF1-2553-000	39	2
Panel, Display	RF1-2142-000	8	2
Panel, Front Lower	RA1-9793-000	2	1
Panel, Front Lower (A)	RA1-9808-000	33	1
Panel, Front Lower (B)	RA1-9812-000	33	3
PANEL, FRONT UPPER	RG9-0704-000	33	8
Panel, Front Upper	RF1-2708-000	2	2
Panel, Left	RF9-0767-000	33	6
PANEL, LEFT	RF9-0767-000	2	4
Panel, Left Lower	RA1-8036-000	33	13
Panel, Rear	RA1-9816-000	33	2
Panel, Right	RF1-2709-000	33	5
Panel, Right	RF1-2709-000	2	3
Panel, Right Lower	RA1-9813-000	33	9
Panel, Upper	RF1-2710-000	34	8
Panel, Upper	RF1-2710-000	3	20
PANELS and EXTERNAL COVERS, ETC.	N/A	32	45
PANELS and EXTERNAL COVERS, ETC.	N/A	33	N/A
PANELS/EXTERNAL COVERS ETC.	N/A	1	33
PANELS/EXTERNAL COVERS, ETC.	N/A	2	N/A
Photo-Interrupter Unit	FH7-7038-000	50	18B
Photo-Interrupter Unit	FH7-7038-000	49	6B
Photo-Interrupter Unit	FH7-7038-000	42	7
Photo-Interrupter Unit	FH7-7038-000	36	34C
Photosensor	FH7-7052-000	41	9
Pin Contact, 20-30 AWG	WS3-0885-000	42	10
Pin, "D"	RA1-5358-000	7	6

**INDEX BY DEC/VENDOR PART DESCRIPTION**  
**DEClaSer 2100/2200**

DESCRIPTION	PART NO.	FIG. NO.	ITEM NO.
Pin, 2 x 14	XD9-0083-000	6	8
Pin, 2.5 x 18	XD9-0084-000	6	9
Pin, Spring 2 x 14	XD9-0083-000	38	6
Pin, Spring 2.5 18	XD9-0084-000	38	7
Pivot	RA1-6189-000	35	1
Pivot, Left	RS1-5143-000	36	2
Pivot, Right	RS1-5142-000	36	1
Plate	RA1-7985-000	50	30
Plate	RA1-3878-000	46	10
Plate	RA1-8149-000	35	26
Plate	RA1-6330-000	36	22
Plate	RA1-6144-000	34	3
Plate	RA1-7995-000	37	16
Plate	RA1-8146-000	39	1
Plate	RA1-6170-000	36	6
Plate	RA1-3878-000	17	10
Plate	RA1-6450-000	7	13
Plate	RA1-8000-000	4	3
Plate	RA1-7995-000	4	14
Plate	RA1-8014-000	8	1
Plate A, Grounding	RA1-3822-000	44	2
Plate C, Grounding	RA1-3824-000	44	4
Plate, Pre-Cond. E Continuity	RA1-3951-000	29	1
Plate, Balance	RA1-7150-000	36	36
Plate, Belt Adjusting	RS1-2070-000	42	5
Plate, Blank	RA1-8140-000	37	5
Plate, Block	RA1-4319-000	44	22
Plate, Block	RA1-4319-000	14	23
Plate, Bottom	RF1-2137-000	4	41
Plate, Bushing	RA1-6254-000	43	3
Plate, Cassette	RF1-0918-000	38	5
Plate, Cassette	RF1-0918-000	6	7
Plate, DC Controller Mounting	RA1-4114-000	4	1
Plate, Delivery	RA1-4057-000	20	2
PLATE, EXPOSURE	RF1-0932-000	22	1
Plate, Frame	RF1-0916-020	23	3
Plate, Front Cover	RA1-6195-000	35	6
Plate, Front Support	RA1-6331-000	35	17
Plate, Front Support	RA1-4170-020	4	37
Plate, Ground	RA1-5448-000	11	6
Plate, Grounding	RA1-5480-000	44	26
Plate, Grounding	RA1-4318-000	44	21
Plate, Grounding	RA1-5479-000	44	3
Plate, Grounding	RA1-8147-000	40	4
Plate, Grounding	RA1-8011-000	35	20
Plate, Grounding	RA1-8019-000	30	1
Plate, Grounding	RA1-3908-000	15	4
Plate, Grounding	RA1-4648-000	24	9
Plate, Grounding	RA1-4641-000	13	9
Plate, Grounding	RA1-4318-000	14	24
Plate, Grounding	RA1-5480-000	14	38
Plate, Grounding	RA1-4638-020	4	39
Plate, Grounding (A)	RA1-3822-000	14	2
Plate, Grounding (B)	RA1-5479-000	14	3
Plate, Grounding (C)	RA1-3824-000	14	4

# INDEX BY DEC/VENDOR PART DESCRIPTION

DEC/aser 2100/2200

DESCRIPTION	PART NO.	FIG. NO.	ITEM NO.
Plate, Grounding Continuity	RA1-4649-000	29	2
Plate, Guide	RA1-6218-000	47	4
Plate, Guide	RA1-6213-000	36	37
Plate, Hinge	RA1-6305-000	36	10
Plate, Hook	RA1-6084-000	44	27
Plate, Hook	RA1-6084-000	14	35
Plate, Inverter Drive	RF1-2067-000	43	21
Plate, Left Guide	RA1-6276-000	50	23
Plate, Left Lock	RA1-5256-020	34	20
Plate, Left Pin (110/115V)	RA1-4167-020	35	15
Plate, Left Pin (220/240V)	RA1-2337-000	35	15
Plate, Left Pin Fixing	RA1-4167-020	4	35
Plate, Left Rear	RA1-4245-000	2	4A
Plate, Left Side	RA1-6260-000	50	2
Plate, Left Side	RF1-2530-000	13	2
Plate, Left Size	RA1-6102-000	12	10
Plate, Left Support	RA1-3956-000	24	10
Plate, Lever	RA1-5404-000	37	26
Plate, Lever	RA1-5404-000	4	49
Plate, Lock Left	RA1-5256-020	3	28
Plate, Lock Right	RA1-5257-020	3	29
Plate, Lower	RA1-6217-020	47	3
Plate, Mount	RA1-6339-000	36	23
Plate, Mount A	RA1-6191-000	35	3
Plate, Mount B	RA1-6192-000	35	4
Plate, Mounting	RA1-4078-000	22	3
Plate, Nut (A)	RA1-3838-000	14	18
Plate, Nut (B)	RA1-3839-000	14	19
Plate, Panel	RA1-8033-000	33	7
Plate, Panel	RA1-8018-000	2	6
PLATE, PAPER LIFTING (LGL)	RF1-2557-000	12	1
PLATE, PAPER LIFTING (A)	RF1-2048-000	13	1
PLATE, PAPER LIFTING (A4)	RF1-2558-000	12	1
PLATE, PAPER LIFTING (B)	RF1-2053-000	13	13
PLATE, PAPER LIFTING (EXEC)	RF1-2560-000	12	1
PLATE, PAPER LIFTING (LTR)	RF1-2559-000	12	1
Plate, Pivot	RF1-0931-000	19	5
Plate, Positioning	RF1-1172-000	46	13
Plate, Positioning	RF1-1172-000	17	13
Plate, Rack	RA1-8028-000	13	5
Plate, Rear Cover	RA1-6196-000	35	7
Plate, Right Guide	RA1-6275-000	50	22
Plate, Right Pin	RA1-4168-020	35	16
Plate, Right Pin Fixing	RA1-4168-020	4	36
Plate, Right Side	RF1-2078-000	50	1
Plate, Right Side	RF1-2531-000	13	12
Plate, Right Support	RA1-3957-000	24	11
Plate, Shield	RA1-4041-000	34	9B
Plate, Shield	RA1-7993-000	37	17
Plate, Shield	RA1-4092-000	5	2
Plate, Shield	RA1-7993-000	4	24
Plate, Shield	RA1-4147-000	4	23
Plate, Shield	RA1-4041-000	3	9B
Plate, Size	RA1-8029-000	13	8
Plate, Size	RF1-2136-000	12	3
Plate, Spring Stop	RA1-7151-000	34	23



# INDEX BY DEC/VENDOR PART DESCRIPTION

DECLaser 2100/2200

DESCRIPTION	PART NO.	FIG. NO.	ITEM NO.
Plate, Support	RA1-6313-000	36	14
Plate, Support	RA1-6312-000	36	7
Plate, Terminal	RA1-4146-050	4	22
Plate, Terminal A	RA1-6194-000	35	5
Plate, Terminal B	RA1-6199-000	35	10
Plate, Upper	RA1-6216-020	47	2
POWER INLET ASSEMBLY	N/A	32	31
POWER INLET ASSEMBLY	N/A	5	N/A
POWER INLET ASSEMBLY	N/A	1	31
POWER SUPPLY BLOCK (110/115V)	29-28270-01	5	1
POWER SUPPLY BLOCK (220/240V)	29-28270-02	5	1
PRESSURE ASSEMBLY, LOWER	29-28300-01	38	N/A
PRESSURE ASSEMBLY, LOWER	29-28300-01	36	52
PRESSURE ASSEMBLY, LOWER	29-28300-01	32	41
PRESSURE ASSEMBLY, PAPER	29-28282-01	32	14
PRESSURE ASSEMBLY, PAPER	29-28282-01	1	14
PRESSURE ASSEMBLY, PAPER	29-28282-01	6	N/A
Pulley	RS1-3037-000	50	25
Pulley	RG1-3039-000	41	3
Rack, Manual	RA1-4308-000	13	7
Resistor, 1/4 W 1KOHM	RF1-0841-000	44	37
Resistor, 1/4W 15MOHM	RF1-2118-000	44	36
Resistor, 15MOHM 1/4W	RF1-2118-000	14	32
Resistor, 1KOHM 1/4W	RF1-0841-000	14	33
Retainer	RA1-5255-000	7	11
Retainer, Flapper	RA1-6263-000	50	4
Ring, Grip 5.6	XD9-0076-000	10	16
Ring, Ratchet	RA1-3861-000	46	11
Ring, Ratchet	RA1-6255-000	43	4
Ring, Ratchet	RA1-3861-000	17	11
Ring, Retaining	FB1-0253-000	24	29
Rod, Connecting	RA1-6253-000	43	2
Roller	RA1-8087-000	45	2
Roller	RG1-6215-000	47	6A
Roller	RA1-6221-000	48	2
Roller	RA1-6280-000	50	16B
Roller	RF1-2065-000	49	5
Roller	RA1-6268-000	50	8
Roller	RA1-6274-000	50	10
Roller	RF1-0948-000	20	8
Roller	RA1-3854-000	15	2
ROLLER ASSEMBLY	RG1-1356-000	47	6
ROLLER ASSEMBLY, LOWER PICK-UP	29-28294-01	45	N/A
ROLLER ASSEMBLY, LOWER PICK-UP	29-28294-01	32	37
ROLLER ASSEMBLY, PAPER PICK-UP	29-28293-01	36	51
ROLLER ASSEMBLY, PAPER PICK-UP	29-28287-01	1	11
ROLLER ASSEMBLY, PAPER PICK-UP	29-28293-01	32	11
ROLLER ASSEMBLY, PAPER PICK-UP (DECLaser 2100)	29-28287-01	15	N/A
ROLLER ASSEMBLY, PAPER PICK-UP (DECLaser 2200)	29-28293-01	15	N/A
Roller Separation (B)	RA1-3910-000	16	6
Roller, Delivery	RA1-4056-000	20	1
Roller, Delivery	RA1-3976-000	18	4
Roller, Lower	FB1-0242-000	24	28
Roller, Lower Registration	RA1-3865-020	46	3
Roller, Lower Registration	RA1-3865-020	17	3
Roller, Pick-Up	RA1-8449-000	45	1
Roller, Pick-Up	RA1-3851-000	15	1

**INDEX BY DEC/VENDOR PART DESCRIPTION**  
**DECLaser 2100/2200**

DESCRIPTION	PART NO.	FIG. NO.	ITEM NO.
Roller, Separation (A)	RA1-3909-000	16	5
Roller, Upper	RA1-3968-000	24	20
Roller, Upper Delivery	FB1-0303-000	18	8
Roller, Upper Registration	RA1-3869-000	46	4
Roller, Upper Registration	RA1-3869-000	17	4
Screw	XB9-0397-000	32	Not Shown
Screw	XA9-0375-000	32	Not Shown
Screw	XB9-0397-000	1	Not Shown
Screw	XA9-0375-000	1	Not Shown
Screw, Binding	XA9-0258-000	37	29
Screw, Binding	XB1-2300-407	17	2
Screw, Binding	XA9-0258-000	4	12
Screw, Binding Hd Machine (E19)	XB1-2300-606	32	Not Shown
Screw, Binding Hd Machine (E19)	XB1-2300-606	1	Not Shown
Screw, Binding Hd Machine (E21)	XB1-2300-609	32	Not Shown
Screw, Binding Hd Machine (E21)	XB1-2300-609	1	Not Shown
Screw, Binding M5 x 8	XB1-2500-803	5	4
Screw, M3	XA9-0384-000	37	30
Screw, M3 x 25	XA9-0375-000	44	40
Screw, M3 x 25	XA9-0375-000	14	36
Screw, M3 x 5	FA2-9388-000	25	2B
Screw, M3 x 6	XA9-0233-000	34	18
Screw, M3 x 6	XA9-0233-000	3	31
Screw, Machine Hd M2 x 10	XB1-2201-009	50	19C
Screw, Machine Pan Hd M3 x 10	XB1-1301-003	28	4
Screw, Machine Truss Hd M3 x 4	XB1-2300-407	46	2
Screw, Pan Hd M3	XA9-0410-000	36	26
Screw, Self Tap (G17)	XB4-7300-609	32	Not Shown
Screw, Stepped	FS1-9166-000	37	27
Screw, Stepped	FS1-9166-000	4	50
Screw, Stepped M3	XA9-0411-000	49	7
Screw, Stepped M3	XA9-0342-000	34	17
Screw, Stepped M3	RA9-0621-000	35	13
Screw, Stepped M3	XA9-0342-000	26	4
Screw, Stepped M3	FA2-5970-000	20	7
Screw, Stepped M3	FA9-0621-000	4	15
Screw, Stepped M3	XA9-0342-000	3	30
Screw, Stepped M4	FS1-9002-000	7	8
Screw, Stepped, M3 (DECLaser 2100)	XA9-0342-000	24	36
Screw, Stepped, M3 (DECLaser 2200)	RA9-0621-000	24	36
Screw, Tapping	XB4-7401-009	44	42
Screw, Tapping	XB4-7401-009	14	39
Screw, TP M3	XA9-0454-000	4	16
Screw, TP M3 x 4	XA9-0326-000	49	8
Screw, TP M3 x 6	XA9-0397-000	48	8
Screw, TP M3 x 6	XA9-0397-000	44	43
Screw, TP M3 x 6	XA9-0397-000	50	12
Screw, TP M3 x 6	XA9-0397-000	45	5
Screw, TP M3 x 6	XA9-0397-000	43	23
Screw, TP M3 x 6	XA9-0267-000	40	5
Screw, TP M3 x 6	XA9-0397-000	36	33
Screw, TP M3 x 6	XA9-0267-000	36	24
Screw, TP M3 x 6	XA9-0397-000	42	8
Screw, TP M3 x 6	XA9-0397-000	36	38
Screw, TP M3 x 6	XA9-0258-000	37	28

# INDEX BY DEC/VENDOR PART DESCRIPTION

DECLaser 2100/2200

DESCRIPTION	PART NO.	FIG. NO.	ITEM NO.
Screw, TP M3 x 6	XA9-0267-000	35	23
Screw, TP M3 x 6	XA9-0397-000	30	2
Screw, TP M3 x 6	XA9-0397-000	4	47
Screw, TP M3 x 6	XA9-0267-000	4	20
Screw, TP M3 x 6	XA9-0267-000	24	35
Screw, TP M3 x 6	XA9-0267-000	11	9
Screw, Truss Hd w/Washer	FA9-1449-000	4	46
Screw, Truss Hd w/Washer	FA9-1449-000	4	19B
Screw, Truss Hd w/Washer	FA9-1449-000	5	9
Screw, w/Toothed Washer M3 x 8	XA9-0389-000	37	31
Screw, w/Toothed Washer M3 x 8	XA9-0389-000	4	13
Screw, w/Washer M3 x 6	FA9-1449-000	35	22
Screw, w/Washer M3 x 6	FA9-1449-000	37	15
Screw, w/Washer M3 x 6	RA9-0601-000	23	1
Screw, Self Tap (G17)	XB4-7300-609	1	Not Shown
Seal, Duct	RA1-4077-000	22	1A
SENSING ASSEMBLY, UPPER SIZE	RG1-1339-000	35	14
SENSOR ASSEMBLY, FLAPPER	RG1-1357-000	50	19
SENSOR ASSEMBLY, INVERTER	RG1-1353-020	50	18
SENSOR ASSEMBLY, LOWER PAPER	RG1-1341-030	36	34
SENSOR ASSEMBLY, LOWER SENSOR	RG1-1337-030	37	19
SENSOR ASSEMBLY, PAPER FEED	RG1-1354-000	49	6
Sensor Lever Unit	RF1-2550-000	50	18A
Shaft	RA1-6212-000	38	1
Shaft "A"	RA1-3988-000	10	2
Shaft "B"	RA1-3989-000	10	3
Shaft "C"	RA1-3990-000	10	4
Shaft, Arm	RA1-4637-020	35	14C
Shaft, Arm	RA1-4637-020	37	19C
Shaft, Arm	RA1-4637-020	4	29
Shaft, Clutch	RA1-6252-020	43	1
Shaft, Drive	RA1-6257-000	43	5
Shaft, Drive	RF1-0987-000	10	12
Shaft, Drum Drive	RF1-0988-000	44	38
Shaft, Drum Drive	RF1-0988-000	14	34
Shaft, Gear	RA1-3944-000	24	6
Shaft, Hinge	RA1-4164-000	7	1
Shaft, Hook	RA1-3830-000	44	10
Shaft, Hook	RA1-3830-000	14	10
Shaft, Lock	RA1-4042-000	34	11
Shaft, Lock	RA1-4042-000	3	11
Shaft, Paper Lifting	RA1-3915-000	6	4
Shaft, Roller	RA1-6304-000	36	45
Shaft, Roller	RA1-4322-000	17	20
Shaft, Roller	RA1-4632-000	16	7
Shaft, Spring	RA1-5258-000	3	27
Sheet	RA1-6302-000	44	41A
Sheet	RA1-6297-000	50	3A
Sheet	RA1-6303-000	36	39A
Sheet A, Mylar	RA1-4040-000	34	9A
Sheet, Insulation	RA1-5422-000	23	10
Sheet, Mylar	RA1-4040-000	3	9A
Shutter	RF1-1357-000	21	2

# INDEX BY DEC/VENDOR PART DESCRIPTION

DEClaSer 2100/2200

DESCRIPTION	PART NO.	FIG. NO.	ITEM NO.
SHUTTER ASSEMBLY	RG1-0929-000	32	18
SHUTTER ASSEMBLY	RG1-0929-000	21	N/A
SHUTTER ASSEMBLY	RG1-0929-000	1	18
Solenoid	RH7-5017-000	43	18
Solenoid Assembly, Flapper	RG1-1352-060	50	17
Solenoid, 24V DC	RH7-5013-000	45	4
Solenoid, 24V DC	RH7-5018-030	48	6
Solenoid, 24V DC	RH7-7038-000	42	6
Solenoid, 24V DC	RH7-5013-000	36	44
Solenoid, 24V DC 0.15A (SL301)	RH7-5010-000	25	2D
Solenoid, 24V DC 0.15A (SL302)	RH7-5011-000	25	2C
Solenoid, Clutch	RH7-5020-000	43	19
Spacer, LCD	SA5-4384-000	39	5
Spacer, LED	SA5-4383-000	39	4
Spacer, LED	WR1-0102-000	8	3A
Spacer, ROM	SA5-4335-000	27	1
Spring	RS1-2100-000	38	4
Spring	RS1-2100-000	6	6
Spring	RS1-2232-000	7	7
Spring A, Grounding	RA1-4034-000	34	27
Spring A, Grounding	RA1-4034-000	3	6
Spring B, Grounding	RA1-4035-000	34	28
Spring B, Grounding	RA1-4035-000	3	7
Spring, Clutch	RS1-2211-000	43	22
Spring, Clutch	87-2847-000	46	17
Spring, Clutch	87-2847-000	17	18
Spring, Compression	RS1-2136-020	21	5
Spring, Compression	RS1-2199-000	24	32
Spring, Compression	RS1-2110-000	7	4
Spring, Leaf	RA1-3872-000	46	6
Spring, Leaf	RA1-6340-000	44	28
Spring, Leaf	RA1-6225-000	48	9
Spring, Leaf	RA1-6282-000	50	16D
Spring, Leaf	RF1-2129-000	44	9
Spring, Leaf	RA1-4321-000	44	24
Spring, Leaf	RA1-4317-000	35	19
Spring, Leaf	RA1-4045-020	34	14
Spring, Leaf	RA1-6211-000	36	40
Spring, Leaf	RA1-6169-000	36	5
Spring, Leaf	RA1-4064-000	20	4
Spring, Leaf	RA1-4063-030	19	2
Spring, Leaf	RA1-4099-000	25	2A
Spring, Leaf	RA1-3872-000	17	6
Spring, Leaf	RA1-4304-000	13	3
Spring, Leaf	RA1-3972-000	18	2
Spring, Leaf	RA1-3958-000	24	12
Spring, Leaf	RA1-3829-000	14	9
Spring, Leaf	RA1-4321-000	14	22
Spring, Leaf	RA1-3964-000	24	16
Spring, Leaf	RA1-4317-000	4	42
Spring, Leaf	RA1-4025-000	3	5
Spring, Leaf	RA1-4045-020	3	14
Spring, Left Mirror	RF1-0929-000	34	13
Spring, Left Mirror	RF1-0929-000	3	21

**INDEX BY DEC/VENDOR PART DESCRIPTION**  
**DECLaser 2100/2200**

DESCRIPTION	PART NO.	FIG. NO.	ITEM NO.
Spring, Right Mirror	RF1-0926-000	34	22
Spring, Right Mirror	RF1-0926-000	3	19
Spring, Tension	RS1-2112-000	44	34
Spring, Tension	RA1-3871-000	46	5
Spring, Tension	RS1-2209-020	48	7
Spring, Tension	RS1-2208-000	49	4
Spring, Tension	RS1-2210-000	43	15
Spring, Tension	RS1-2206-000	50	11
Spring, Tension	RS1-2097-000	44	33
Spring, Tension	RS1-2149-000	33	8B
Spring, Tension	RS1-2217-000	36	35
Spring, Tension	RS1-2205-000	33	15
Spring, Tension	RS1-2152-000	34	26
Spring, Tension	RA1-3871-000	36	42
Spring, Tension	RA1-3871-000	17	5
Spring, Tension	RS1-2112-000	14	30
Spring, Tension	RS1-2109-020	24	27
Spring, Tension	RS1-2106-000	18	7
Spring, Tension	RS1-2097-000	14	29
Spring, Tension	RS1-2104-000	24	25
Spring, Tension	97-5527-000	23	2
Spring, Tension	RS1-2105-000	24	26
Spring, Tension	RS1-2152-030	3	26
Spring, Tension	RS1-2148-000	12	6
Spring, Tension	RS1-2149-000	2	7
Spring, Tension	RS1-2203-000	12	7
Spring, Torsion	RS1-2098-020	46	8
Spring, Torsion	RA1-6266-000	50	6
Spring, Torsion	RS1-2099-040	46	9
Spring, Torsion	RS1-2096-000	44	32
Spring, Torsion	RS1-2095-000	44	31
Spring, Torsion	RA1-6146-000	34	5
Spring, Torsion	RA1-6146-000	34	4
Spring, Torsion	RS1-2095-000	14	27
Spring, Torsion	RS1-2098-020	17	8
Spring, Torsion	RS1-2108-000	21	3
Spring, Torsion	RS1-2099-040	17	9
Spring, Torsion	RS1-2096-000	14	28
Spring, Torsion	RS1-2101-020	3	18
Stand	RA1-4120-000	37	10
Stand	RA1-5490-000	4	45
Stand	RA1-5489-000	4	44
Stand, Wire	RA1-6272-000	50	26
Stop, Left Cassette	RA1-3917-000	6	5
Stop, Right Cassette	RA1-3913-000	6	3
Strip, Friction	RA1-4218-020	13	1A
Strip, Friction	RA1-4218-000	13	1A
Strip, Friction	RA1-4218-000	12	1A
Support, Module	RA1-4120-000	37	9
Support, Panel	RA1-7994-000	37	14A
Support, Panel	RA1-7994-000	4	25
Support, Shaft	RA1-4323-000	17	21
Support-4, Module	RA1-6131-020	37	7
Support-4, Module	RA1-6131-020	4	10

# INDEX BY DEC/VENDOR PART DESCRIPTION

DEClaser 2100/2200

DESCRIPTION	PART NO.	FIG. NO.	ITEM NO.
Terminal	RA1-4115-050	4	2
Terminal, Ring, 3.68mm	WT1-0217-000	24	17C
Thermistor	RH7-7009-000	29	3
Thermoswitch, 210 Degrees C	RF1-0842-000	24	33
Tie, Cable	WT2-0030-000	40	3
Tie, Cable	WT2-0030-000	41	11
Transformer Assembly, High-Voltage	29-28273-01	35	28
Transformer Assembly, High-Voltage	29-28273-01	1	6
TRAY ASSEMBLY, FACE-UP	RG1-2278-000	50	16
Tray, Auxiliary	RA1-9802-000	3	3
Tray, Main	RF1-2711-000	3	22
Tray, Sub	RA1-9823-000	50	16C
Washer	RA1-6269-000	50	29
Washer	RA1-5396-000	44	25
Washer	RA1-6318-000	36	48
Washer	RA1-6128-000	18	11
Washer	RA1-5396-000	14	37
Washer	XD9-0080-000	7	9
Washer	RA1-6018-000	7	12
Washer, Inner Toothed	XD9-0087-000	36	50
Washer, Wave	XD9-0079-000	24	38
Wire, Corona 0.08mm (100M)	FY1-0100-000	23	8

## **LIST OF STANDARD FASTENERS**



## LIST OF STANDARD FASTENERS

I. SCREWS	C-2
A. Machine Screws (for precision use)	C-3
B. Pan Head Machine Screws	C-3
E. Binding Head Machine Screws	C-4
G. Self-Tapping Screws	C-5
H. Pan Head Machine Screws with Captive Spring Washer	C-5
K. Washer Head Machine Screws	C-6
L. Hex Socket Setscrews and Socket Head Cap Screws	C-6
II. NUTS	C-7
M. Hexagon Nuts	C-7
III. WASHERS AND SHIM WASHERS	C-8
N, S, & T. Shim Washers	C-8
U. Plain Washers, Spring Washers, & Toothed Lock Washers	C-10
IV. RETAINING RINGS	C-11
V. E Rings	C-11
W. Grip Rings	C-11
X. C Rings	C-12
V. PINS	C-13
Y. Spring and Dowel Pins	C-13
VI. SPACERS	C-14
Z. Spacers	C-14



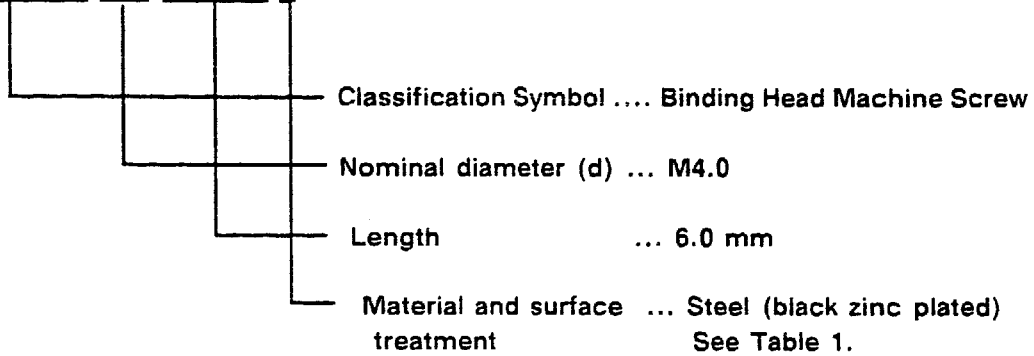
## LIST OF STANDARD FASTENERS

### I. SCREWS

#### How to read Part Numbers


Screws (except socket head cap screws)

**X B 1 - 2 4 0 0 - 6 0 9**



Socket head cap screws

**X B 7 - 1 0 8 0 - 4 0 9**



#### Material and surface treatment

No.	Material	Surface treatment	Color
1	Stainless	Blackened	Black
2		Without surface treatment	White
3	Brass	Nickle plated	White
4		Black nickle plated	Black
5	Steel	Zinc plated	Yellow
6		Nickle and chrome plated	White
7		Nickle plated	White
8		Phosphated	Black
9		Black zinc plated	Black

Table 1

# LIST OF STANDARD FASTENERS

A, B

## A. MACHINE SCREWS (FOR PRECISION USE)

### Pan Head Machine Screws

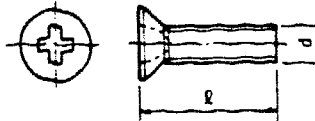


#### Call out   Part Number

A22	XA1-1200-307
A26	XA1-1200-409
A28	XA1-1200-509
A30	XA1-1200-607
A33	XA1-1200-809
A47	XA1-1261-609

A61    XA1-6200-306

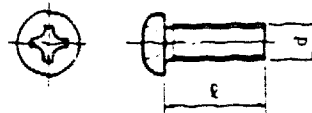
### Flat Head Machine Screws



#### Call out   Part Number

A82	XA1-3200-407
A85	XA1-3300-609

## B. PAN HEAD MACHINE SCREWS

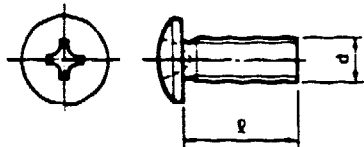


#### Call out   Part Number

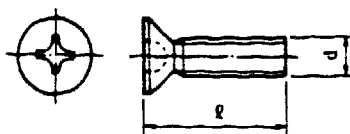
B24	XB1-1300-407
B25	XB1-1300-509
B27	XB1-1300-606
B29	XB1-1300-609
B32	XB1-1300-807
B33	XB1-1300-809
B34	XB1-1301-007
B36	XB1-1301-009
B39	XB1-1301-209
B42	XB1-1301-609
B43	XB1-1302-009
B44	XB1-1302-507

#### Call out   Part Number

B51	XB1-1400-602
B53	XB1-1400-604
B54	XB1-1400-609
B56	XB1-1400-807
B57	XB1-1400-809
B58	XB1-1401-009
B60	XB1-1401-207
B61	XB1-1401-609
B63	XB1-1402-503
B64	XB1-1403-009
B82	XB1-1501-209

**E, F**
**LIST OF STANDARD FASTENERS**
**E. BINDING HEAD MACHINE SCREWS**


<u>Call out</u>	<u>Part Number</u>	<u>Call out</u>	<u>Part Number</u>	<u>Call out</u>	<u>Part Number</u>
E01	XB1-2200-403	E42	XB1-2302-503	E80	XB1-2402-005
E02	XB1-2200-809	E44	XB1-2302-509	E81	XB1-2402-509
E03	XB1-2200-407	E45	XB1-2303-003	E83	XB1-2403-009
E04	XB1-2200-409	E46	XB1-2303-009	E84	XB1-2403-505
E05	XB1-2201-009	E47	XB1-2303-509	E85	XB1-2404-009
E06	XB1-2300-403	E48	XB1-2304-507	E86	XB1-2404-507
E07	XB1-2300-404	E49	XB1-2400-405	E90	XB1-2500-609
E08	XB1-2300-406	E50	XB1-2400-409	E91	XB1-2500-809
E09	XB1-2300-407	E51	XB1-2400-506	E93	XB1-2501-009
E10	XB1-2300-409	E52	XB1-2400-509	E94	XB1-2501-609
E11	XB1-2300-502	E53	XB1-2400-602	E95	XB1-2502-009
E12	XB1-2300-503	E54	XB1-2400-603	E96	XB1-2502-509
E13	XB1-2300-504	E55	XB1-2400-604	E98	XB1-2504-009
E14	XB1-2300-506	E56	XB1-2400-606	E99	XB1-2505-009
E15	XB1-2300-509	E57	XB1-2400-607		
E16	XB1-2300-601	E58	XB1-2400-609		
E17	XB1-2300-604	E59	XB1-2400-605		
E18	XB1-2300-603	E60	XB1-2400-804		
E19	XB1-2300-606	E61	XB1-2400-806		
E20	XB1-2300-607	E62	XB1-2400-809		
E21	XB1-2300-609	E63	XB1-2401-002		
E22	XB1-2300-801	E64	XB1-2401-004		
E23	XB1-2300-804	E65	XB1-2401-006		
E24	XB1-2300-805	E66	XB1-2401-007		
E25	XB1-2300-807	E67	XB1-2401-009		
E26	XB1-2300-809	E68	XB1-2401-203		
E27	XB1-2300-605	E69	XB1-2401-204		
E28	XB1-2301-005	E70	XB1-2401-206		
E29	XB1-2301-009	E71	XB1-2401-207		
E30	XB1-2301-202	E72	XB1-2401-209		
E31	XB1-2301-204	E73	XB1-2401-602		
E32	XB1-2301-209	E74	XB1-2401-604		
E33	XB1-2301-603	E75	XB1-2401-606		
E34	XB1-2301-604	E76	XB1-2401-609		
E37	XB1-2301-609	E77	XB1-2401-605		
E38	XB1-2302-003	E78	XB1-2402-006		
E39	XB1-2302-005	E79	XB1-2402-009		
E41	XB1-2302-009				

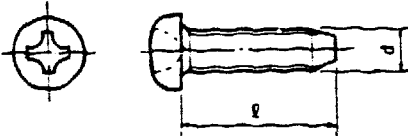
**F. BINDING HEAD MACHINE SCREWS**


<u>Call out</u>	<u>Part Number</u>	<u>Call out</u>	<u>Part Number</u>
F16	XB1-3200-609	F62	XB1-3400-609
F20	XB1-3300-409	F64	XB1-3400-804
F21	XB1-3300-502	F65	XB1-3400-806
F22	XB1-3300-509	F66	XB1-3400-809
F23	XB1-3300-601	F67	XB1-3401-006
F24	XB1-3300-604	F68	XB1-3401-009
F25	XB1-3300-606	F69	XB1-3401-206
F26	XB1-3300-609	F70	XB1-3402-005
F27	XB1-3300-802	F71	XB1-3402-509
F28	XB1-3300-806		
F29	XB1-3300-807		
F30	XB1-3300-809		
F31	XB1-3301-002		
F32	XB1-3301-006		
F33	XB1-3301-009		
F34	XB1-3301-202		
F35	XB1-3301-209		
F39	XB1-3302-505		

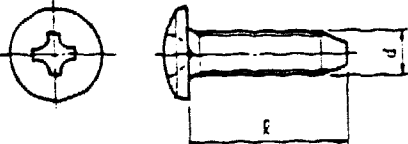
# LIST OF STANDARD FASTENERS

G. H

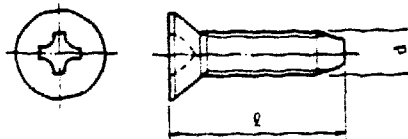
## G. SELF-TAPPING SCREWS

Pan head self-tapping screws	Call out	Part Number	Call out	Part Number
	G11	XB3-1300-509	G22	XB4-6200-507
	G12	XB3-1300-609	G23	XB4-7401-009
	G13	XB3-1300-809	G24	XB4-7400-609
	G14	XB3-1301-009	G25	XB4-7400-809
	G15	XB4-7300-607	G26	XB4-7400-209
	G16	XB4-7300-609	G27	XB4-7401-607
	G17	XB4-7300-809	G28	XB4-7505-507
	G18	XB4-7301-009	G29	XB4-7401-207
	G19	XB4-7301-209	G30	XB4-7401-009
	G20	XB4-7300-807	G31	XB4-7400-807
	G21	XB3-1400-809	G32	XB4-7401-007

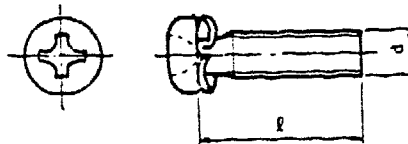
## Binding head self-tapping screws

Binding head self-tapping screws	Call out	Part Number	Call out	Part Number
	G31	XB3-2260-509	G61	XB5-2300-609
	G41	XB3-2300-609	G65	XB5-2400-609
	G42	XB3-2300-309	G67	XB5-2400-809
	G43	XB3-2301-209	G69	XB5-2401-009
	G44	XB3-2302-009		
	G51	XB3-2400-609		
	G52	XB3-2400-809		
	G53	XB3-2401-009		
	G54	XB3-2401-209		
	G55	XB3-2402-009		
	G56	XB3-2401-005		

## Flat head self-tapping screws

Flat head self-tapping screws	Call out	Part Number
	G71	XB3-3300-609
	G72	XB3-3300-809
	G81	XB3-3400-809
	G82	XB3-3401-209
	G97	XB4-8260-807

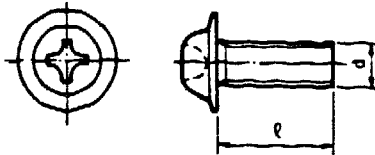
## H. PAN HEAD MACHINE SCREWS WITH CAPTIVE SPRING WASHER

Pan head machine screws with captive spring washer	Call out	Part Number
	H42	XB6-6300-505
	H43	XB6-6300-605
	H44	XB6-6300-805
	H45	XB6-6301-005
	H46	XB6-6301-205
	H47	XB6-6301-605
	H48	XB6-6302-005
	H61	XB6-6400-605
	H62	XB6-6400-805
	H63	XB6-6401-005
	H64	XB6-6401-205
	H65	XB6-6401-605
	H66	XB6-6402-005
	H81	XB6-6500-805
	H82	XB6-6501-005
	H83	XB6-6501-205
	H85	XB6-6502-005

# LIST OF STANDARD FASTENERS

K, L

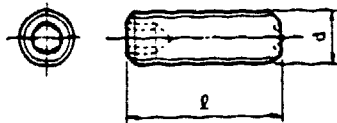
## K. WASHER HEAD MACHINE SCREWS



Call out	Part Number	Call out	Part Number
K02	XB6-7201-009	K61	XB6-7400-409
K10	XB5-6400-609	K62	XB6-7400-509
K20	XB6-7260-409	K63	XB6-7400-609
K21	XB6-7260-509	K64	XB6-7400-809
K39	XB6-7300-407	K65	XB6-7401-009
K40	XB6-7300-305	K66	XB6-7401-209
K41	XB5-7300-409	K67	XB6-7401-609
K42	XB6-7300-509	K68	XB6-7402-009
K43	XB6-7300-609	K69	XB6-7402-509
K44	XB6-7300-809	K81	XB6-7500-609
K45	XB6-7301-009	K82	XB6-7500-809
K46	XB6-7301-209	K83	XB6-7501-009
K47	XB6-7301-609	K84	XB6-7501-609
K48	XB6-7302-009	K85	XB6-7502-009
K49	XB6-7300-607		

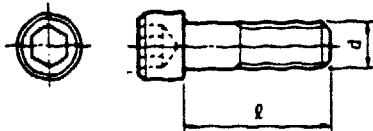
## L. HEX SOCKET SETSCREWS AND SOCKET HEAD CAP SCREWS

### Hex socket setscrews



Call out	Part Number	Call out	Part Number
L01	XB6-1400-608	L12	XB6-2401-208
L02	XB6-2300-408	L14	XB6-2500-508
L03	XB6-2300-508	L16	XB6-2500-808
L04	XB6-2300-608		
L05	XB6-2300-409	L23	XB6-2601-008
L07	XB6-2400-408		
L08	XB6-2400-508		
L09	XB6-2400-608		
L10	XB6-2400-808		
L11	XB6-2401-008		

### Socket head cap screws



Call out	Part Number	Call out	Part Number
L52	XB7-1030-069	L72	XB7-1050-109
L53	XB7-1030-089	L73	XB7-1050-129
L54	XB7-1030-109	L74	XB7-1050-169
L55	XB7-1030-129	L75	XB7-1050-209
L56	XB7-1030-169	L77	XB7-1050-309
L58	XB7-1030-259		
L62	XB7-1040-069	L81	XB7-1060-109
L63	XB7-1040-089	L82	XB7-1060-129
L64	XB7-1040-109	L83	XB7-1060-169
L65	XB7-1040-129	L86	XB7-1060-309
L66	XB7-1040-169	L91	XB7-1080-129
L67	XB7-1040-209	L92	XB7-1080-169
L68	XB7-1040-259	L93	XB7-1082-509
		L95	XB7-1100-209

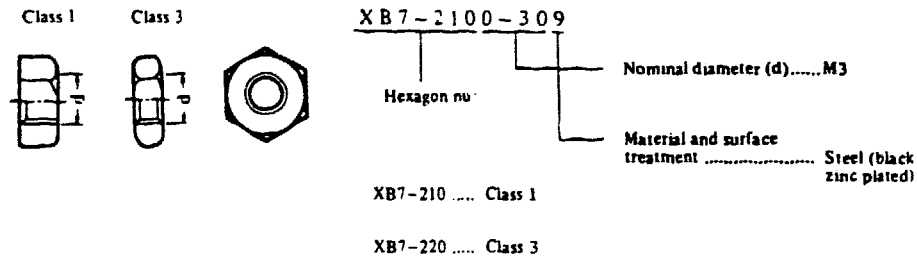
# LIST OF STANDARD FASTENERS

M

## II. NUTS

### M. HEXAGON NUTS

### How to read Part Numbers



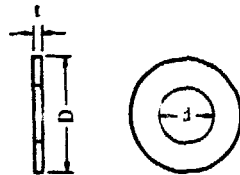
Call out	Part Number	Call out	Part Number
M03	XB7-2100-309	M53	XB7-2200-309
M04	XB7-2100-409	M54	XB7-2200-409
M05	XB7-2100-509	M55	XB7-2200-509
M06	XB7-2100-609	M57	XB7-2200-809
M07	XB7-2100-809	M58	XB7-2201-009
M11	XB7-2101-009		

# LIST OF STANDARD FASTENERS

**N-T**

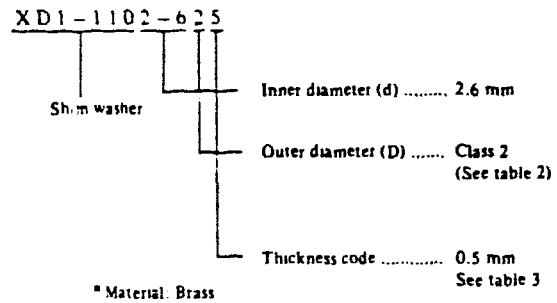
## III. WASHERS AND SHIM WASHERS

### N, S & T. SHIM WASHERS      How to read Part Numbers



d (mm)	D (mm)		
	Class 1	Class 2	Class 3
1.5	-	2.6	3.2
1.8	2.7	3.1	3.7
2.1	3.2	3.6	4.2
2.3	3.6	4	4.6
2.6	4	4.4	5
3.1	4.6	5	5.6
3.6	5.4	5.8	6.4
4.1	5.7	6.6	8
4.6	6.4	7.4	9
5.2	7.2	8.2	10
5.7	7.8	9	11
6.2	8.5	9.8	12
6.7	9.2	10.5	13
7.2	10	11.4	14
7.7	10.6	12.2	15
8.2	11.4	13	16
8.7	12	13.8	17
9.2	12.8	14.6	18
9.7	13.5	15.4	19

Table 2



Thickness code	t (mm)
0	0.05
1	0.1
2	0.2
3	0.3
4	0.4
5	0.5
6	0.6
7	0.7
8	0.8
9	1

Table 3

# LIST OF STANDARD FASTENERS

N-T

<u>Call out</u>	<u>Part Number</u>	<u>Call out</u>	<u>Part Number</u>	<u>Call out</u>	<u>Part Number</u>
N11	XD1-1102-112	S10	XD1-1105-221	T14	XD1-1107-224
N15	XD1-1102-121	S16	XD1-1105-230	T15	XD1-1107-225
		S17	XD1-1105-231	T18	XD1-1107-228
N38	XD1-1103-119	S18	XD1-1105-232	T22	XD1-1107-232
				T23	XD1-1107-233
N40	XD1-1103-121	S20	XD1-1105-234	T25	XD1-1107-235
N41	XD1-1103-122	S21	XD1-1105-235	T52	XD1-1108-212
N42	XD1-1103-123	S22	XD1-1105-236	T53	XD1-1108-213
N43	XD1-1103-124	S23	XD1-1105-237		
N44	XD1-1103-125			T55	XD1-1108-215
N48	XD1-1103-131	S45	XD1-1105-738	T56	XD1-1108-216
		S49	XD1-1106-213	T59	XD1-1108-219
N50	XD1-1103-133			T61	XD1-1108-221
N52	XD1-1103-135	S52	XD1-1106-216	T62	XD1-1108-222
N57	XD1-1103-139	S55	XD1-1106-219	T63	XD1-1108-223
		S57	XD1-1106-221	T65	XD1-1108-225
N61	UN USE	S58	XD1-1106-222	T68	XD1-1108-228
N62	XD1-1103-625	S59	XD1-1106-223	T69	XD1-1108-229
N65	XD1-1103-629			T72	XD1-1108-232
		S61	XD1-1106-225	T75	XD1-1108-235
N74	XD1-1103-639	S64	XD1-1106-228	T76	XD1-1108-239
N75	XD1-1104-111	S65	XD1-1106-229		
N76	XD1-1104-112	S67	XD1-1106-231	T88	XD1-1109-235
N77	XD1-1104-113	S68	XD1-1106-232	T90	XD1-1109-239
N79	XD1-1104-115	S69	XD1-1106-233		
N82	XD1-1104-123	S71	XD1-1106-235		
N84	XD1-1104-125	S75	XD1-1106-239		
N88	XD1-1104-129				
		S88	XD1-1106-728		
N91	XD1-1104-133				
N92	XD1-1104-135	S92	XD1-1106-732		
N93	XD1-1104-136	S95	XD1-1106-735		
N94	XD1-1104-139	S99	XD1-1106-739		
N95	XD1-1104-615				
N96	XD1-1104-632				

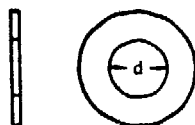


# LIST OF STANDARD FASTENERS

## U

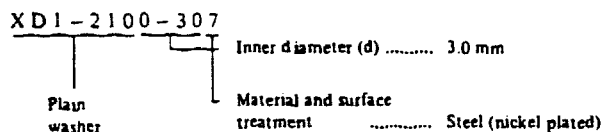
### U. PLAIN WASHERS, SPRING WASHERS & TOOTHED LOCK WASHERS

#### Plain washers

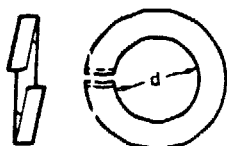


Call out	Part Number
U01	XD1-2100-207
U03	XD1-2100-307
U04	XD1-2100-407
U05	XD1-2100-507
U06	XD1-2100-607
U07	XD1-2100-807
U08	XD1-2101-007

#### How to read Part Numbers

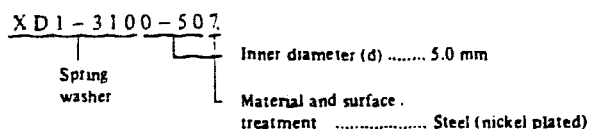


#### Spring washers

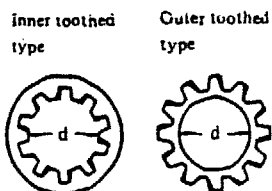


Call out	Part Number
U51	XD1-3100-207
U53	XD1-3100-307
U54	XD1-3100-407
U55	XD1-3100-507
U56	XD1-3100-607
U57	XD1-3100-807

#### How to read Part Numbers

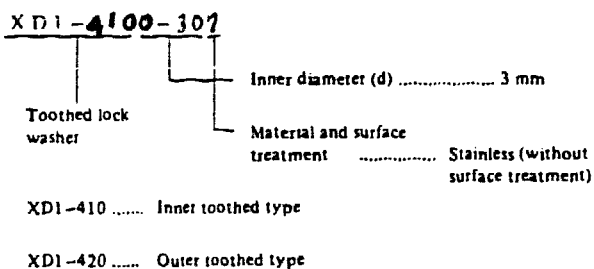


#### Toothed lock washers



Call out	Part Number
U81	XD1-4100-202
U83	XD1-4100-302
U84	XD1-4100-402
U85	XD1-4100-502
U86	XD1-4100-602
U87	XD1-4100-802

#### How to read Part Numbers



Call out	Part Number
U91	XD1-4200-302
U92	XD1-4200-402
U93	XD1-4200-502
U94	XD1-4200-602
U95	XD1-4200-802

# LIST OF STANDARD FASTENERS

V, W

## IV. RETAINING RINGS

### V. E RINGS

#### How to read Part Numbers



XD2-1100-172

E ring

Inner diameter (d)

1.7 mm

Material and surface treatment

XD2-110 .... Class 1

XD2-120 .... Class 2

2 .... Stainless (without surface treatment)

7 ... Steel (nickel plated)

#### Call out

Call out	Part Number
V04	XD2-1100-172
V06	XD2-1100-242
V07	XD2-1100-282
V08	XD2-1100-322
V09	XD2-1100-372
V10	XD2-1100-402
V11	XD2-1100-422
V12	XD2-1100-502
V13	XD2-1100-582
V14	XD2-1100-602
V15	XD2-1100-642
V16	XD2-1100-742
V17	XD2-1100-802

#### Call out

#### Part Number

V56	XD2-1200-302
V57	XD2-1200-402
V58	XD2-1200-502
V61	XD2-1200-802
V70	XD2-1200-907

### W. GRIP RINGS

#### How to read Part Numbers



XD2-2100-502

Grip ring

Inner diameter (d) ..... 5.0 mm

Material and surface ..... Stainless (without surface treatment)

#### Call out

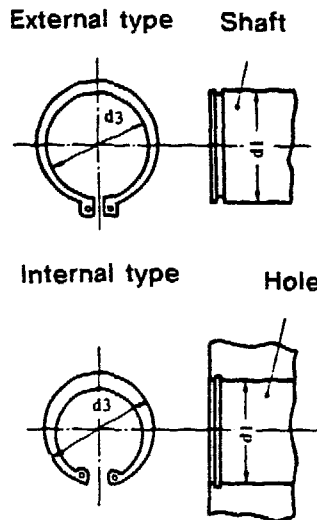
#### Part Number

W01	XD2-2100-202
W03	XD2-2100-302
W05	XD2-2100-402
W07	XD2-2100-502
W08	XD2-2100-602
W10	XD2-2100-802
W12	XD2-2101-002

# LIST OF STANDARD FASTENERS

**X**

## X. C RINGS



### How to read Part Numbers

XD2-3100-202

— C ring

— Nominal diameter (d1) ..... 20 mm

— Material and surface treatment

2 ..... Stainless (without surface treatment)

8 ..... Steel (phosphated)

XD2-310 ... External type

XD2-320 ... Internal type

### External type

Nominal diameter	d1 (mm)	d3 (mm)
010	10	9.3
012	12	11.1
014	14	12.9
015	15	13.8
016	16	14.7
017	17	15.7
018	18	16.5
020	20	18.5
022	22	20.5
025	25	23.2
028	28	25.9
030	30	27.9
032	32	29.6
035	35	32.2

Table 4

### Internal type

Nominal diameter	d1 (mm)	d3 (mm)	Nominal diameter	d1 (mm)	d3 (mm)
010	10	10.7	040	40	43.5
011	11	11.8	042	42	45.5
012	12	13	045	45	48.5
014	14	15.1	047	47	50.5
016	16	17.3	050	50	54.2
018	18	19.5	052	52	56.2
019	19	20.5	055	55	59.2
020	20	21.5	060	60	64.2
022	22	23.5	062	62	66.2
025	25	26.9	068	68	72.5
028	28	30.1	072	72	76.5
030	30	32.1	075	75	79.5
032	32	34.4	080	80	85.5
035	35	37.8	085	85	90.5
037	37	39.8	090	90	95.5
			095	95	100.5

Table 5

Call out	Part Number
X01	XD2-3100-102
X03	XD2-3100-122
X06	XD2-3100-148
X07	XD2-3100-152
X10	XD2-3100-168
X11	XD2-3100-172
X13	XD2-3100-182
X15	XD2-3100-202
X16	XD2-3100-208
X18	XD2-3100-228
X20	XD2-3100-258
X24	XD2-3100-308

Call out	Part Number
X39	XD2-3200-162
X47	XD2-3200-222
X48	XD2-3200-228
X50	XD2-3200-258
X52	XD2-3200-288
X53	XD2-3200-302
X56	XD2-3200-328

Call out	Part Number
X60	XD2-3200-378
X63	XD2-3200-422
X64	XD2-3200-428
X74	XD2-3200-558
X75	XD2-3200-602
X79	XD2-3200-682
X80	XD2-3200-688

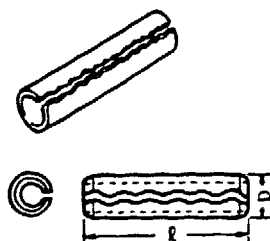
# LIST OF STANDARD FASTENERS

Y

## V. PINS

### Y. SPRING AND DOWEL PINS

#### Spring Pins

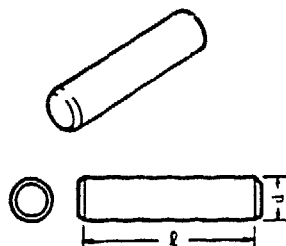


#### How to read Part Numbers

XD3-1200-122	
Spring pin	
Nominal diameter (D) .....	2.0 mm
Length (L) .....	12 mm
Material and surface treatment .....	Stainless (without surface treatment)

Key No.	Part Number	Key No.	Part Number
Y04	XD3-1120-102	Y33	XD3-1250-162
Y14	XD3-1160-122	Y41	XD3-1300-062
Y15	XD3-1160-142	Y42	XD3-1300-082
		Y43	XD3-1300-102
Y21	XD3-1200-052	Y44	XD3-1300-122
Y22	XD3-1200-062	Y45	XD3-1300-142
Y23	XD3-1200-082	Y46	XD3-1300-162
Y24	XD3-1200-102	Y47	XD3-1300-202
Y25	XD3-1200-122	Y49	XD3-1300-322
Y26	XD3-1200-142		
Y27	XD3-1200-162	Y51	XD3-1400-182
Y28	XD3-1200-182		
Y29	XD3-1200-202		

#### Dowel Pins



#### How to read Part Numbers

XD3-2200-082	
Dowel pin	
Nominal diameter (d) .....	2.0 mm
Length (L) .....	8 mm
Material and surface treatment .....	Stainless (without surface treatment)

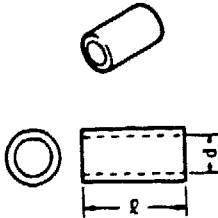
Key No.	Part Number	Key No.	Part Number
Y71	XD3-2200-082	Y80	XD3-2200-252
Y72	XD3-2200-102	Y81	XD3-2300-142
Y73	XD3-2200-122	Y82	XD3-2300-162
Y74	XD3-2200-142	Y83	XD3-2300-182
Y75	XD3-2200-162	Y84	XD3-2300-202
Y76	XD3-2200-182	Y85	XD3-2300-222
		Y86	XD3-2300-122

# LIST OF STANDARD FASTENERS

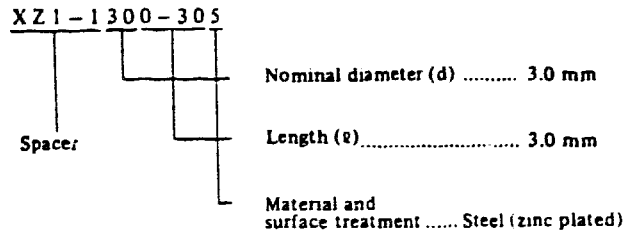
**Z**

## VI. SPACERS

### Z. SPACERS



#### How to read Part Numbers



Call out	Part Number
Z21	XZ1-1300-305
Z22	XZ1-1300-405
Z25	XZ1-1300-705
Z26	XZ1-1300-805
Z29	XZ1-1301-205
Z30	XZ1-1301-605
Z31	XZ1-1301-805

Call out	Part Number
Z41	XZ1-1400-205
Z42	XZ1-1400-305
Z43	XZ1-1400-405
Z44	XZ1-1400-505
Z45	XZ1-1400-605
Z46	XZ1-1400-705
Z47	XZ1-1400-805
Z48	XZ1-1400-905
Z49	XZ1-1401-005
Z51	XZ1-1401-205
Z52	XZ1-1401-605
Z53	XZ1-1401-805
Z54	XZ1-1402-505

Call out	Part Number
Z63	XZ1-1501-205
Z64	XZ1-1501-605
Z81	XZ1-1800-455